

Data Resources To Inform Opioid Settlement Spending



Haley Kehus, MPH
Senior Epidemiologist, Opioids & Emerging Drugs Unit
Michigan Department of Health & Human Services

Presentation Overview

1. What data resources are available?
2. How can I use these data for my work?
3. Digging into Michigan's data

Primer on Spending Funds from the Opioid Litigation

A Guide for State and Local
Decision Makers



JOHNS HOPKINS
BLOOMBERG SCHOOL
of PUBLIC HEALTH

What data sources
are available?



Michigan Overdose Data Sources

Public-facing

- Michigan Overdose Data to Action (MODA) Dashboard
- MODA Monthly Report & special reports
- MiTracking data portal
- Michigan Substance Use Disorder Data Repository

Only Local Health Department staff

- **MiCelerity**
- **biospatial**
- Syringe Service Program Utilization Platform (SUP)
- Swift Toxicology of Overdose-Related Mortality (STORM)
- Michigan Syndromic Surveillance System (MSSS)

For Local Health Departments only

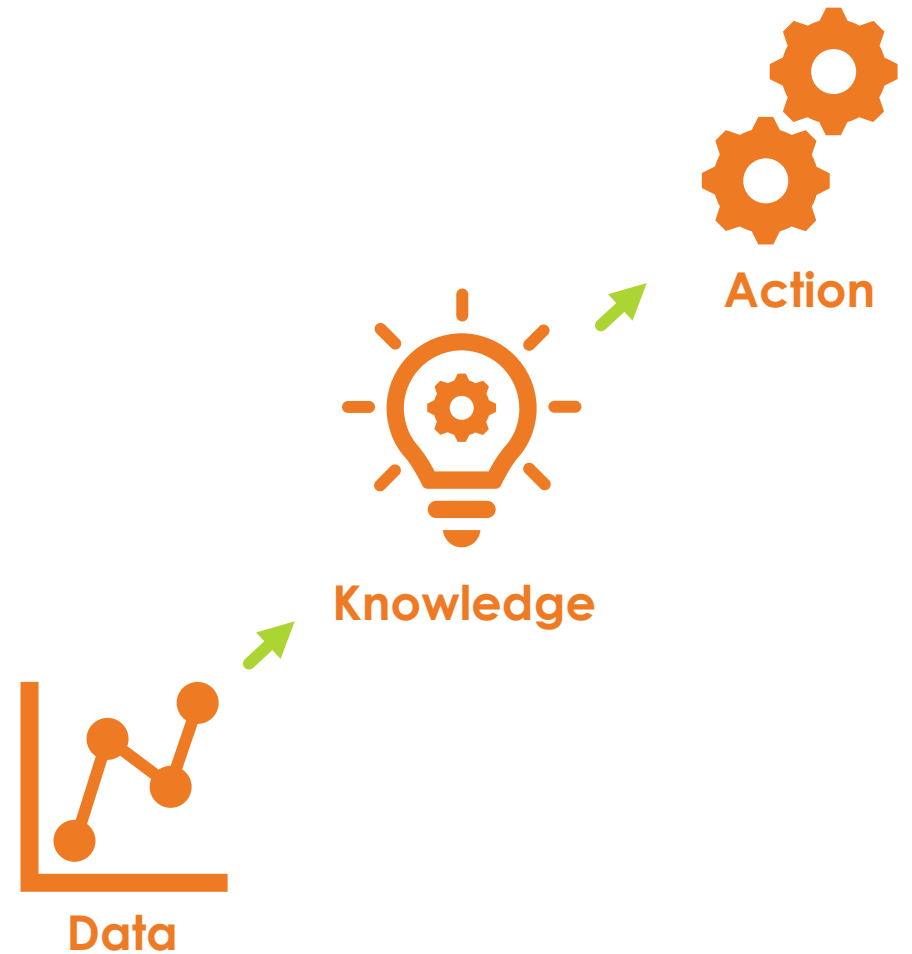


- Near real-time drug poisoning surveillance system
- Identifiable information on overdose ED visits & fatal overdoses



- Near real-time platform for EMS data
- 51+ syndromes including overdose
- Includes incident location

How can I use this
data for my work?



County-level data available on MODA dashboard

Look at data for your county

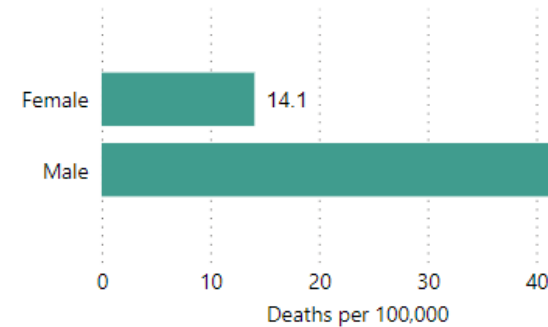
Break down data by sex, age, race, and ethnicity

+ harm reduction, treatment data, and more!

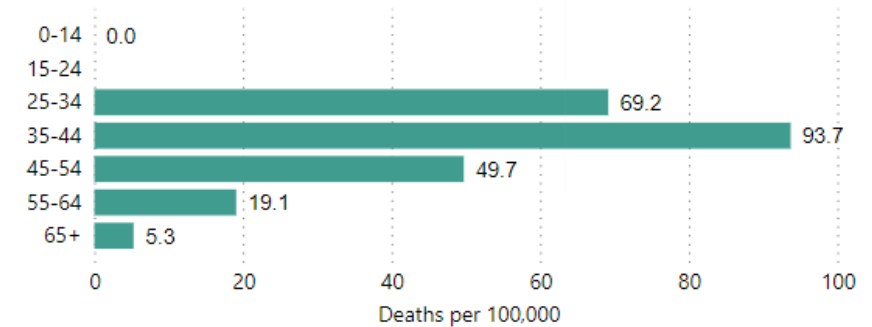
Select demographic groups: Race & Ethnicity, Sex Assigned at Birth & Age
Select Geographic Category: County
Select Sub-Category: Multiple selections
For historical data, go to mitracking.state.mi.us

Provisional Overdose Deaths: October 2021 to September 2022

Rate by Sex Assigned at Birth

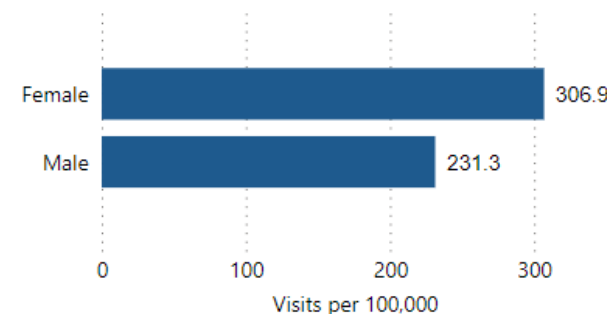


Rate by Age Group

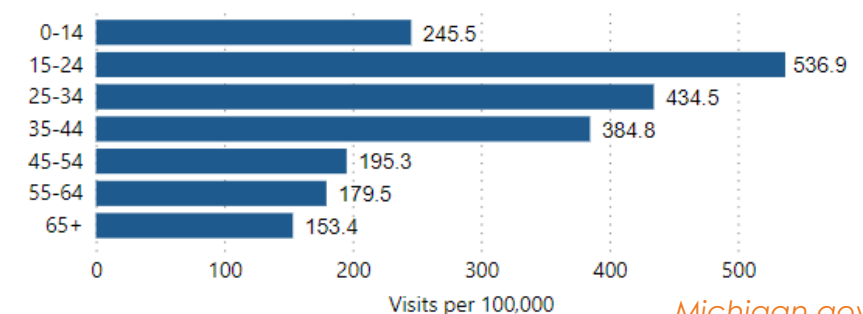


Overdose Emergency Department Visits: October 2021 to September 2022

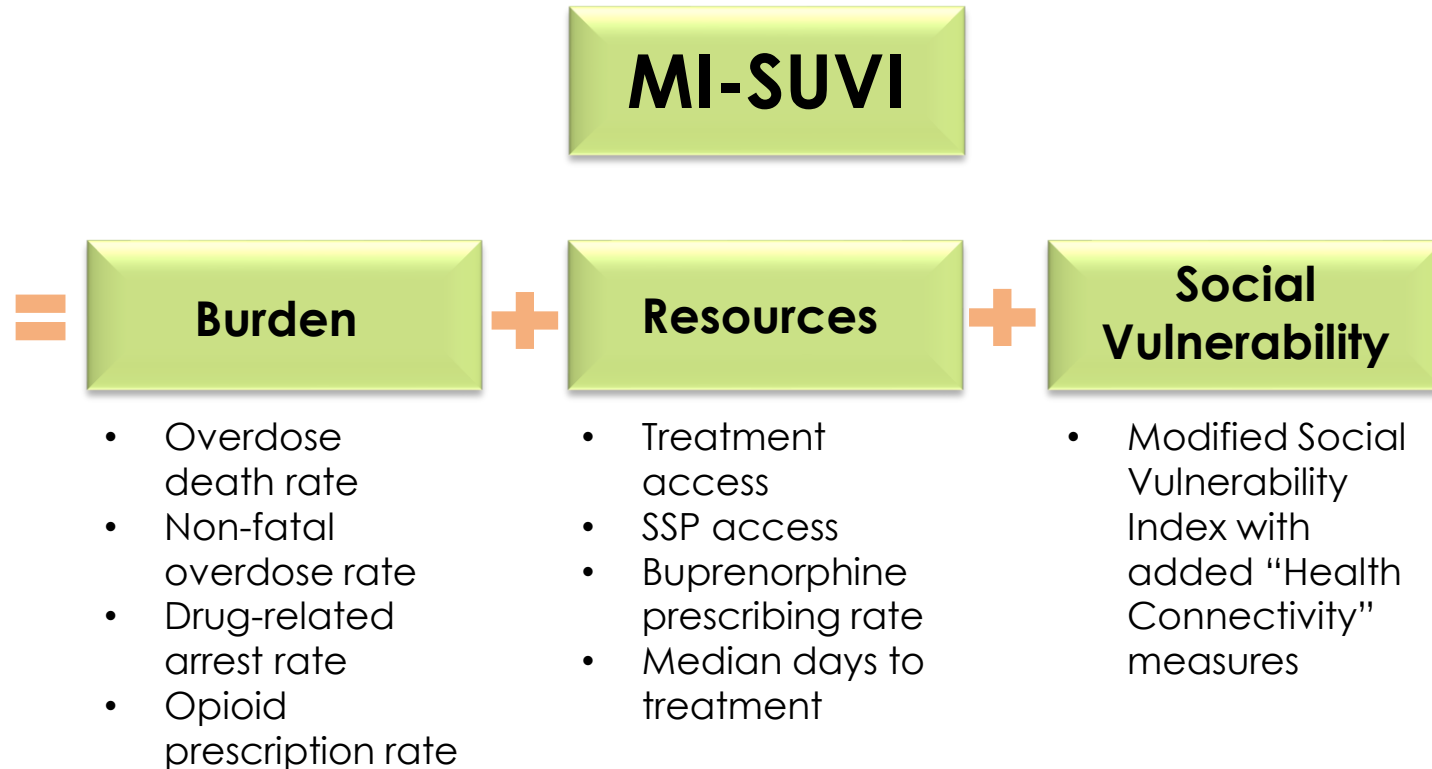
Rate by Sex Assigned at Birth



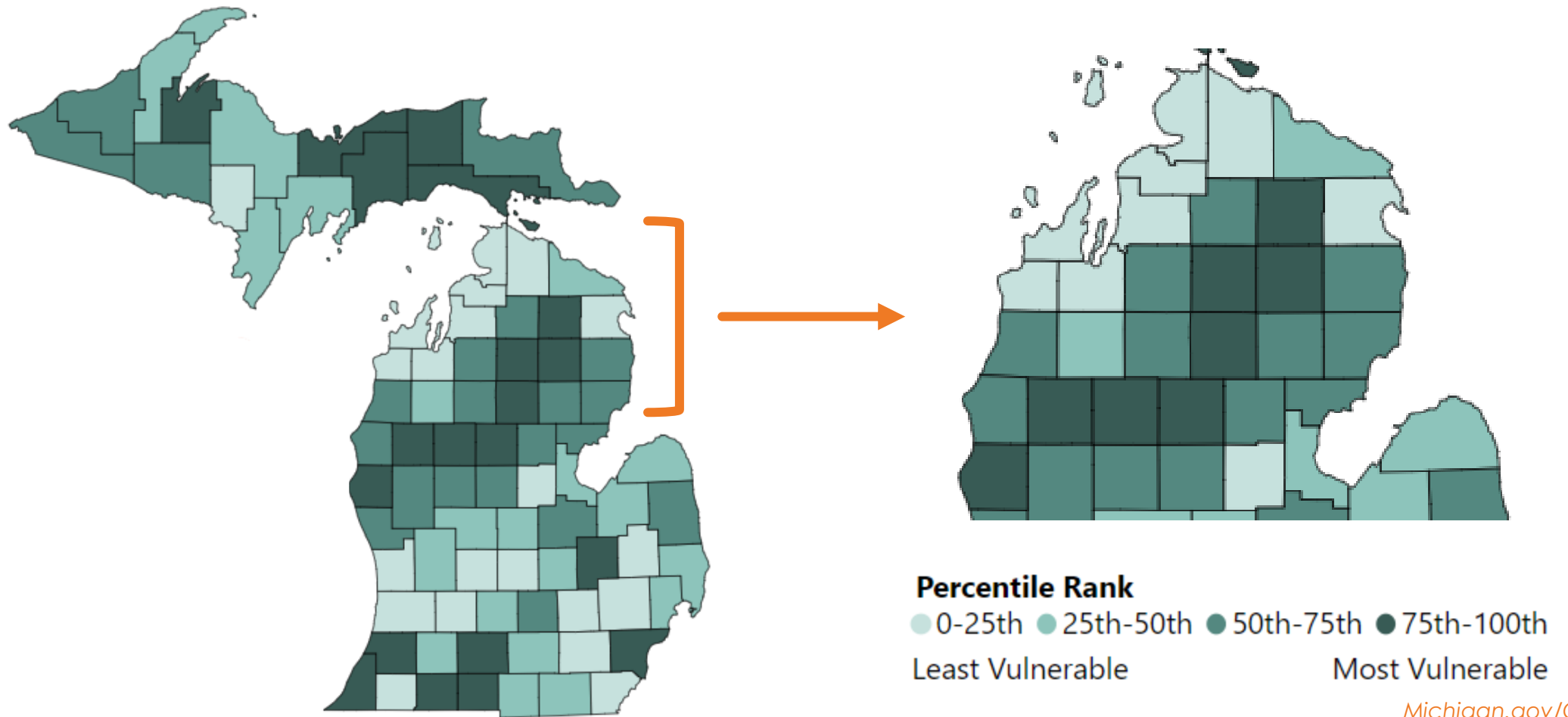
Rate by Age Group



Michigan Substance Use Vulnerability Index (MI-SUVI)



MI-SUVI Results, 2020



MI-SUVI: County scorecards & compare different data points

MI-SUVI Scorecard: Crawford County

MI-SUVI Rank
12

Crawford County is the 12th most vulnerable county (out of 83) in Michigan with regards to substance use, with a MI-SUVI score worse than the county average.

Burden Rank
1

Crawford County ranks 1st in substance use burden in Michigan, with a composite burden score worse than the county average.

Resources Rank
50

Crawford County ranks 50th in substance use resources in Michigan, with a composite resource score comparable to the county average.

Social Vuln. Rank
52

Crawford County ranks 52nd in social vulnerability in Michigan, with a composite social vulnerability score comparable to the Michigan county average.

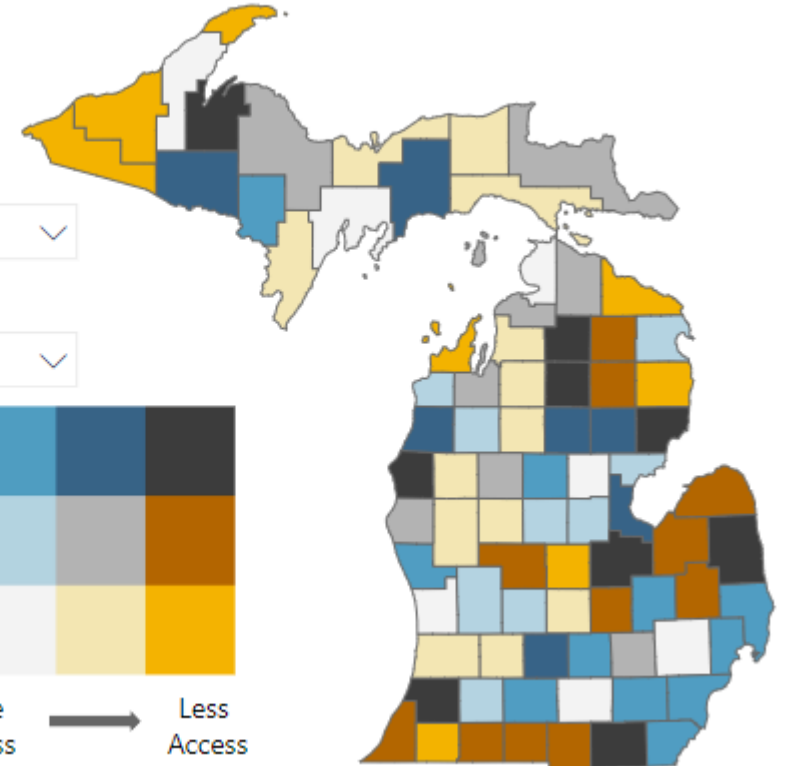
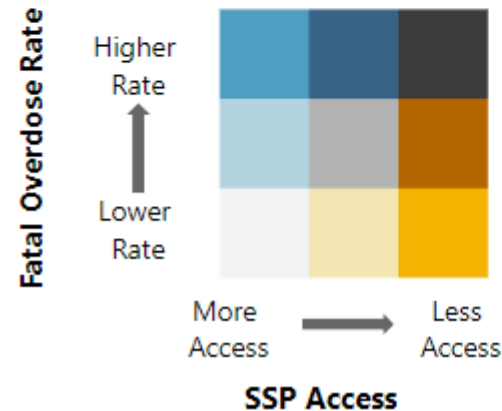
Comparison of Fatal Overdose Rate and SSP Access, Michigan Counties

Select Data Point

Fatal Overdose Rate

Select Comparison Data

SSP Access



Emergency Response Protocol

- ▶ Kalamazoo County alert
 - ▶ MODA team can support establishing emergency response protocol
 - ▶ No need to start from scratch
 - ▶ Email Rita Seith for more information:
seithr@michigan.gov

MICHIGAN

Drug overdoses kill 6, harm 12+ in Kalamazoo Co. in 24 hours

The Detroit News

Published 10:23 a.m. ET April 14, 2023

[View Comments](#)



Public health officials in Kalamazoo County are investigating six drug-related deaths and more than a dozen overdoses that happened in a 24-hour period.

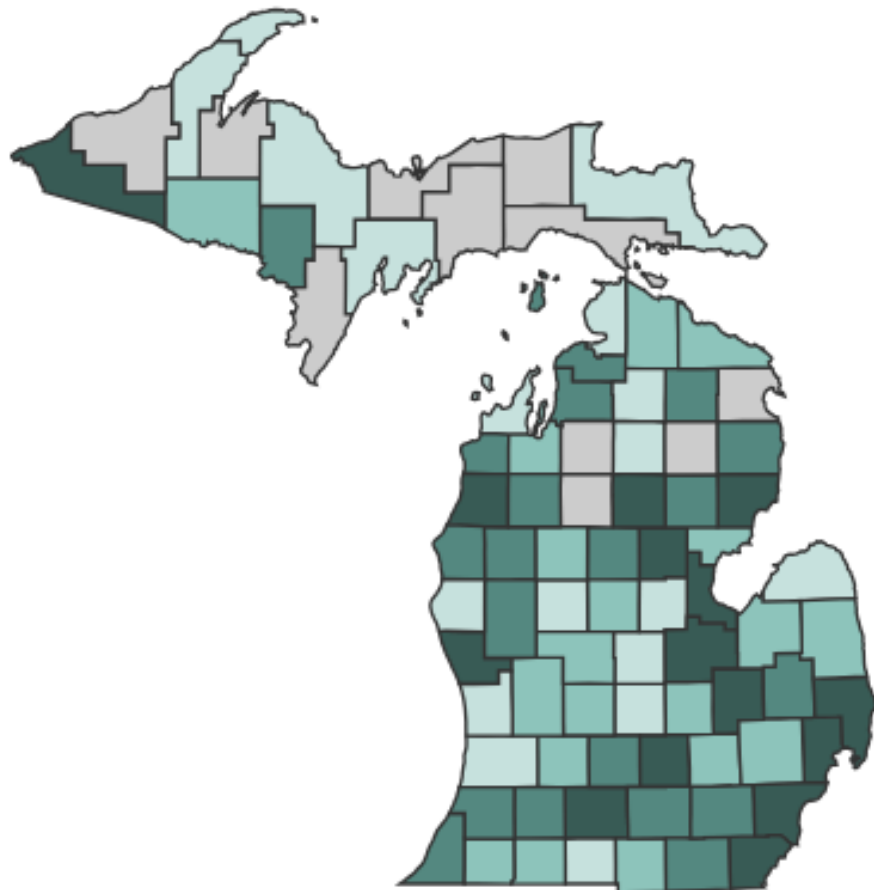
In a health alert issued Thursday by the Kalamazoo County Health and Community Service Department, the department called the deaths a "significant increase" over a typical week and said it's investigating them in tandem with the Kalamazoo County Medical Examiner. The agency said it's also coordinating with community partners.

Let's dig into
some data!



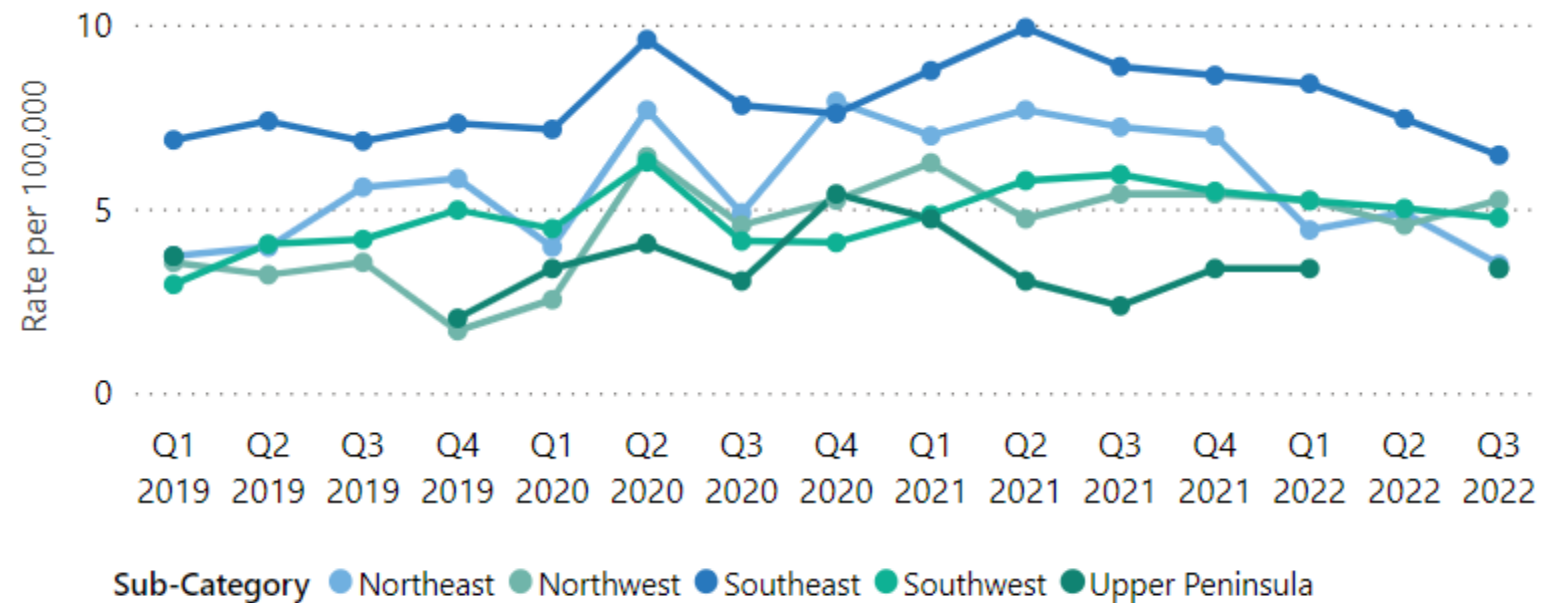
Fatal Overdose Rates

Provisional 3-year average overdose death rate, 2019-2022



0-14 15-19 20-29 30+ Suppressed

Provisional overdose death rate by Michigan region





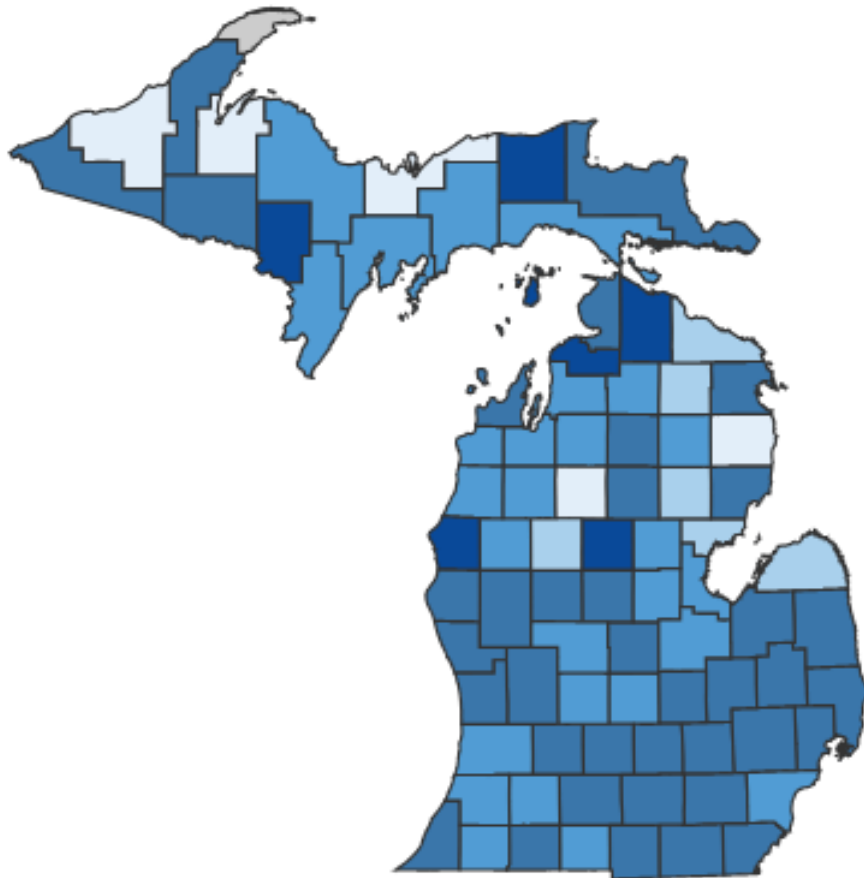
Core strategy 1

Broaden access to naloxone

From Johns Hopkins “Primer on Spending Funds from the Opioid Litigation”

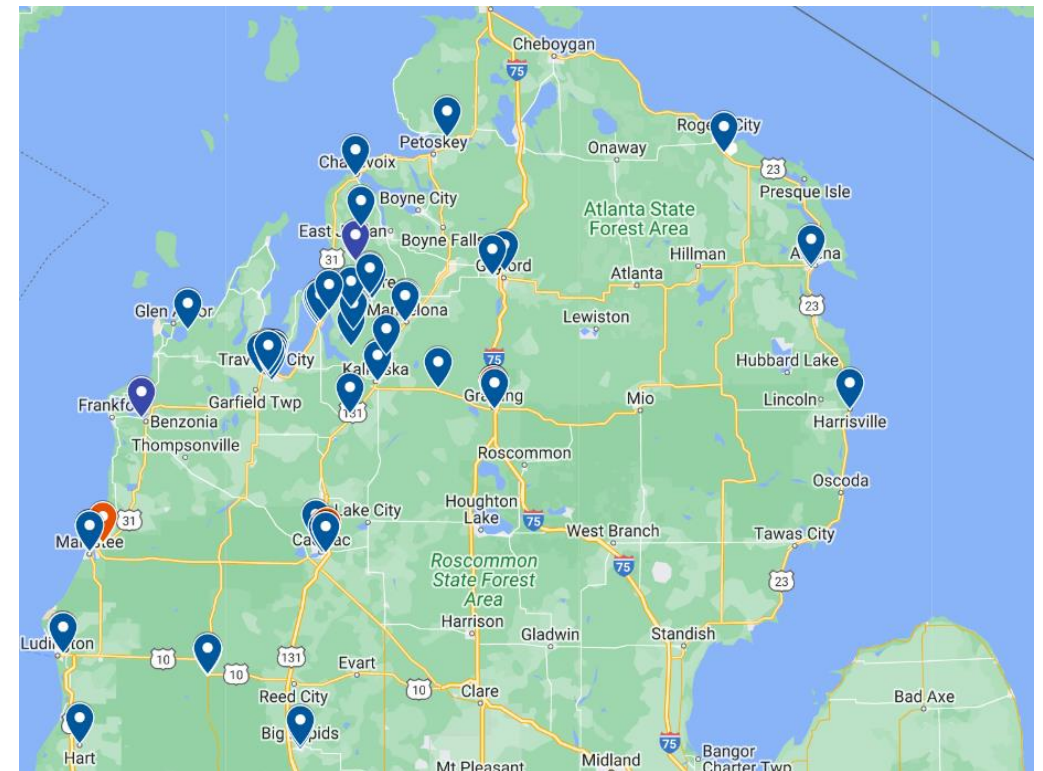
Naloxone Availability

Percent of Pharmacies Participating in the Naloxone Standing Order, Q1 2023



0-19% 20-39% 40-59% 60-79% 80%+ No Active Pharmacies

Narcan Vending Machine Directory, 2022



Find a Syringe Service Program Near Me
Michigan.gov/OpioidsData



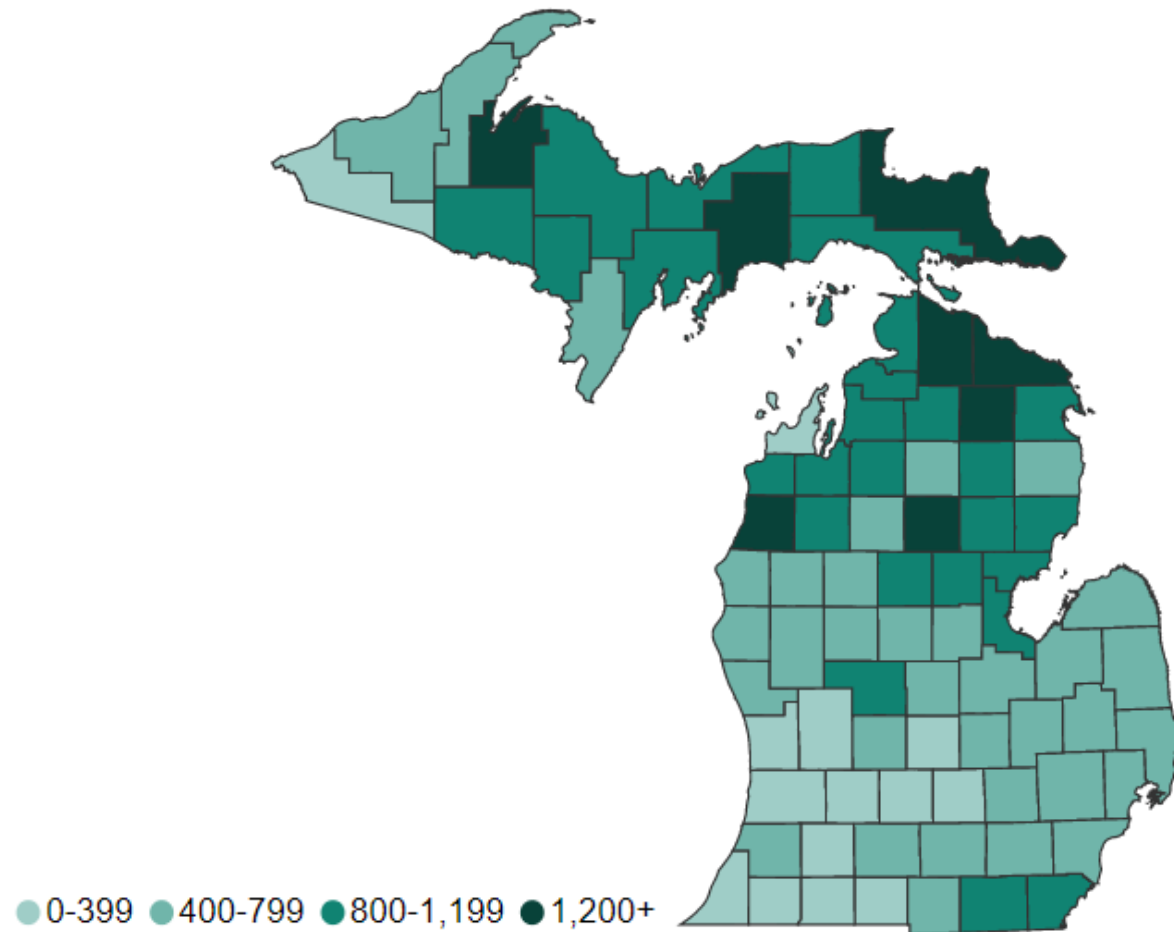
Core strategy 2

Increase use of medications to treat opioid use disorder

From Johns Hopkins "Primer on Spending Funds from the Opioid Litigation"

SUD Treatment

Buprenorphine prescribing rates by county, Q4 2022*



Units dispensed per 1,000 residents

*Does not include methadone

[Michigan.gov/OpioidsData](https://michigan.gov/OpioidsData)



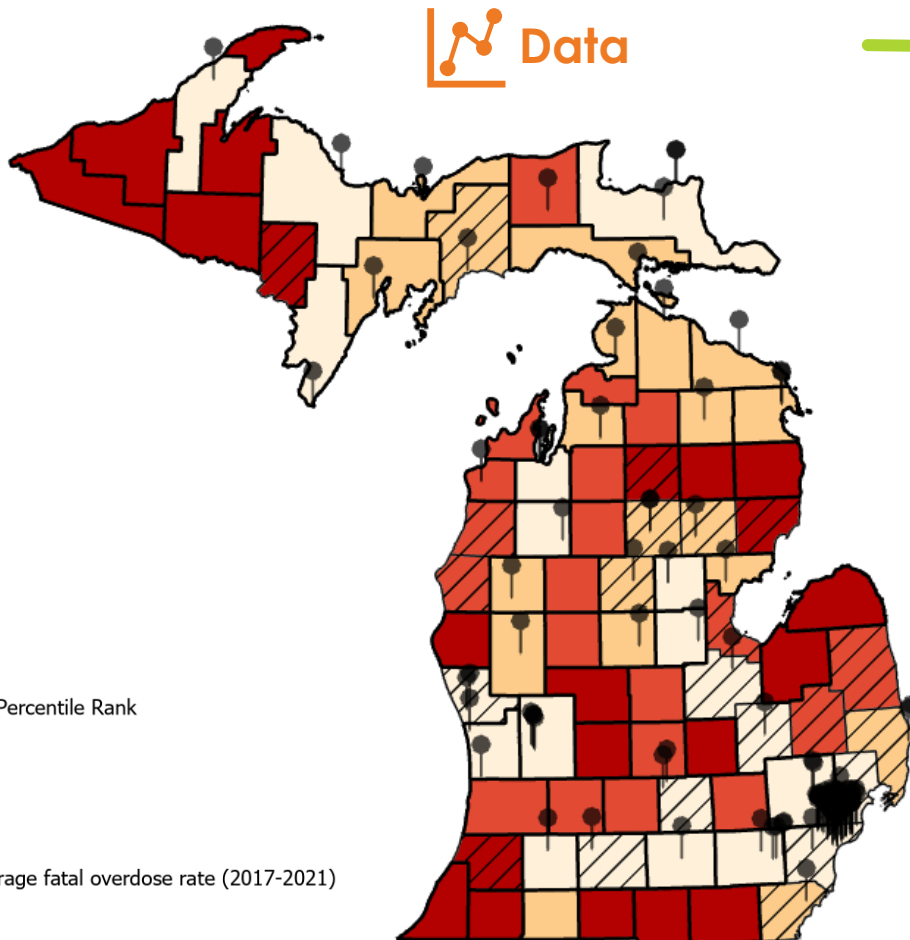
Core strategy 8

Expand harm reduction programs

From Johns Hopkins “Primer on Spending Funds from the Opioid Litigation”

Harm Reduction Access

Harm Reduction Access Score Percentile Rank by County, 2023



Action

1. Establish Syringe Service Programs in communities with poor access
2. Expand mobile and delivery service options
3. Scale up naloxone distribution programs
4. Address paraphernalia laws where needed

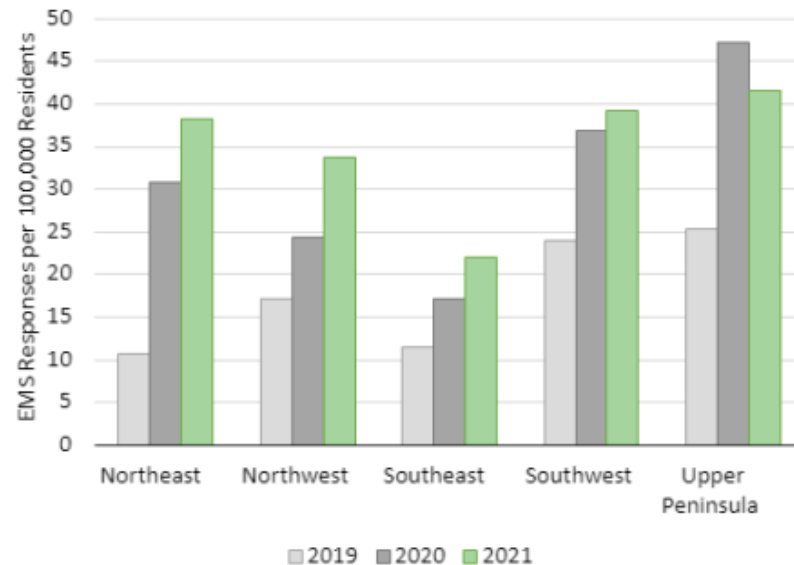
Methamphetamine Trends

EMS responses mentioning methamphetamine use by region, 2019-2021

 Data



Action 



- Increased methamphetamine use in recent years
- Fentanyl present in over 60% of methamphetamine-positive decedents

1. Scale up evidence-based stimulant use disorder (StUD) treatment
2. Emphasize opioid harm reduction due to polysubstance use
 - Naloxone
 - Fentanyl test strips

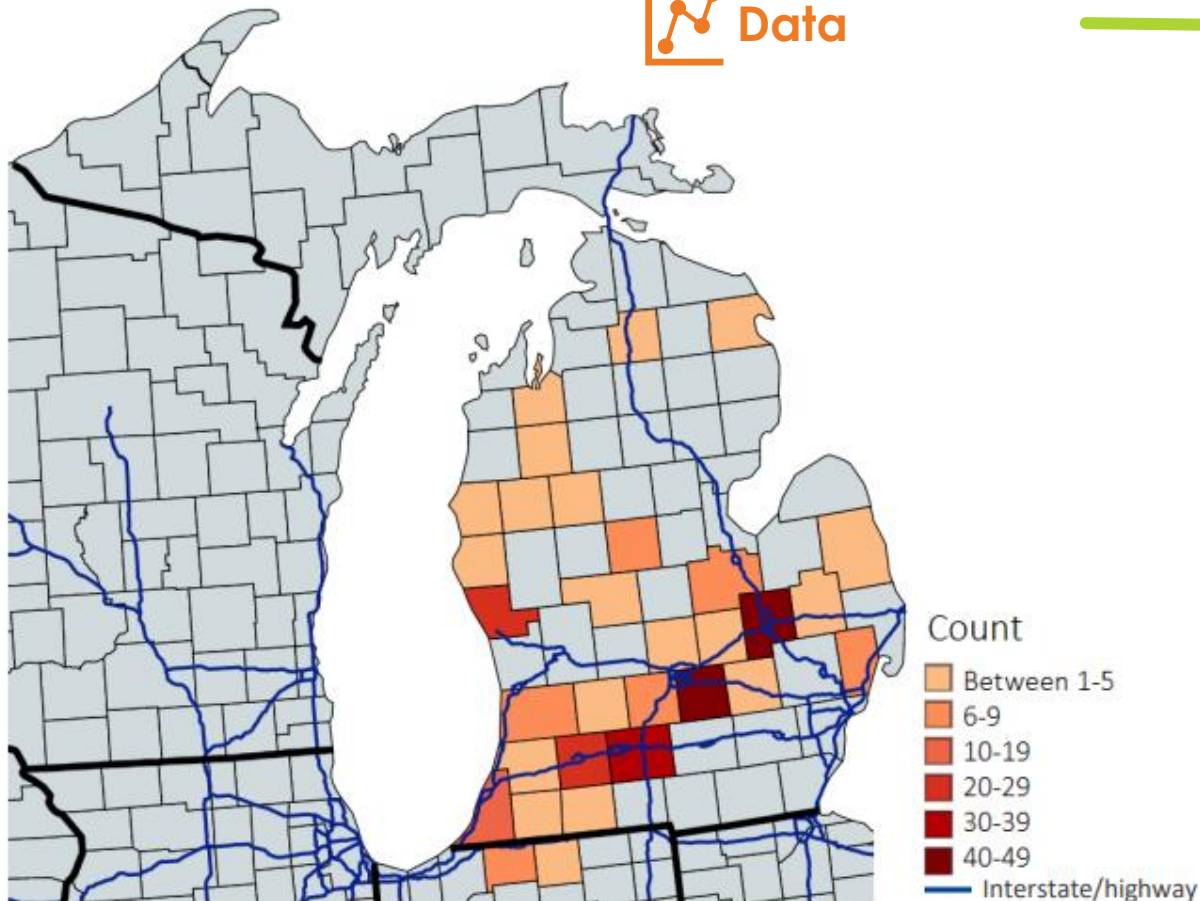
Emerging Threat: Xylazine

Xylazine-positive decedents by county of death,
October 2019 – April 2023

 Data



Action 



1. Get the message out:
Xylazine is increasingly found
in the illicit drug supply
2. Educate about the dangers
of xylazine
3. Promote harm reduction
messages

Thank you!

Haley Kehus

KehusH@Michigan.gov

MDHHS-MODAsurveillance@Michigan.gov

Dashboard & Reports:

Michigan.gov/OpioidsData