

2018 Community Health Needs Assessment Community Analysis

ANALYSIS OF HEALTH PRIORITIES FOR RURAL MICHIGAN
COUNTIES

DOUGLAS SNOW BS MPH

Table of Contents

Summary	6
Methodology	6
Region 1a	7
Baraga County	7
1. Baraga County Memorial Hospital CHNA (2015).....	7
2. Additional Health Concerns/Comments.....	7
3. County Health Rankings.....	7
Gogebic County	8
1. Aspirus Grand View Hospital CHNA (2016)	8
2. Additional Health Concerns/Comments.....	8
3. County Health Rankings.....	8
Houghton County	8
1. Aspirus Keweenaw Hospital CHNA (2016)	8
2. UP Health System: Portage Hospital CHNA (n.d.)	9
3. Additional Health Concerns/Comments.....	9
4. County Health Rankings.....	9
Iron County	10
1. Aspirus Iron River Hospital & Clinics CHNA (2016).....	10
2. Additional Health Concerns/Comments.....	10
3. County Health Rankings.....	10
Keweenaw County	10
1. Aspirus Keweenaw Hospital CHNA (2016)	10
2. Additional Health Concerns/Comments.....	11
3. County Health Rankings.....	11
Ontonagon County	11
1. Aspirus Ontonagon Hospital (2016)	11
2. Additional Health Concerns/Comments.....	12
3. County Health Rankings.....	12
Region 1b	12
Alger County	12
1. Munising Memorial Health CHNA (2016).....	12
2. County Health Rankings.....	13
Delta County	13
1. OSF St. Francis Hospital & Medical Group CHNA (2016).....	13
2. County Health Rankings.....	14
Dickinson County	14
1. Dickinson County Healthcare System CHNA (2016)	14
2. County Health Rankings.....	15
Marquette County	15
1. UP Marquette (Duke Lifepoint) CHNA (2016)	15
2. County Health Rankings.....	15
Menominee County	16
1. County Health Rankings.....	16
Schoolcraft County	16

1. Schoolcraft Memorial Hospital CHNA (2016)	16
2. County Health Rankings.....	16
Region 1c.....	17
Chippewa County.....	17
1. War Memorial Hospital CHNA (2016)	17
2. County Health Rankings.....	17
Luce County	17
1. Helen Newberry Joy Hospital and Healthcare Center CHNA (2016)	17
2. County Health Rankings.....	18
Mackinac County	18
1. Mackinac Straits Health System CHNA (2016)	18
2. County Health Rankings.....	18
Region 2	19
Antrim County	19
1. Northern Michigan County Health Assessment and Improvement Initiative (2015).....	19
2. County Health Rankings.....	19
Arenac County	19
1. Saint Mary’s Standish Community Hospital CHNA (2016).....	19
2. County Health Rankings.....	19
Benzie County.....	20
1. Munson Healthcare: Paul Oliver Memorial Hospital CHNA (2016).....	20
2. County Health Rankings.....	20
Charlevoix County.....	20
1. Munson: Charlevoix Area Hospital CHNA (2015)	20
2. Northern Michigan County Health Assessment and Improvement Initiative (2015).....	21
3. County Health Rankings.....	21
Emmet County.....	21
1. Northern Michigan County Health Assessment and Improvement Initiative (2015).....	21
2. County Health Rankings.....	21
Grand Traverse County	22
1. Munson Medical Center CHNA (2016)	22
2. County Health Rankings.....	22
Leelanau County	22
1. County Health Rankings.....	22
Kalkaska County	23
1. Kalkaska Memorial Health Center CHNA (2016)	23
2. County Health Rankings.....	23
Manistee County	23
1. West Shore Medical Center CHNA (2017)	23
2. County Health Rankings.....	23
Missaukee County	24
1. County Health Rankings.....	24
Wexford County	24
2. Munson Medical Center- Cadillac CHNA (2016).....	24
3. County Health Rankings.....	24
Region 3	25

Alcona County	25
1. County Health Rankings.....	25
Alpena County	25
2. Northern Michigan County Health Assessment and Improvement Initiative	25
3. County Health Rankings.....	25
Cheboygan County.....	26
1. Northern Michigan County Health Assessment and Improvement Initiative	26
2. County Health Rankings.....	26
Crawford County.....	26
1. Munson Medical Center- Grayling CHNA (2016).....	26
2. County Health Rankings.....	26
Iosco County	27
1. Saint Joseph Health System CHNA (2016)	27
2. County Health Rankings.....	27
Montmorency County.....	27
1. County Health Rankings.....	27
Ogemaw County	28
1. West Branch Regional Medical Center CHNA (2017)	28
2. County Health Rankings.....	28
Oscoda County.....	28
1. County Health Rankings.....	28
Otsego County	29
1. Otsego Memorial Hospital CHNA (2015)	29
2. County Health Rankings.....	29
Presque Isle County	29
1. County Health Rankings.....	29
Roscommon County.....	30
1. County Health Rankings.....	30
Region 4a	30
Lake County	30
1. County Health Rankings.....	30
Mason County	30
1. Spectrum Health- Ludington Hospital CHNA (2015)	30
2. County Health Rankings.....	31
Mecosta County.....	31
1. Spectrum Health- Big Rapids Hospital CHNA (2015)	31
2. Spectrum Health- Reed City Hospital CHNA (2015)	31
3. County Health Rankings.....	32
Newaygo County	32
1. Spectrum Health- Gerber Memorial Hospital CHNA (2015).....	32
2. 2016 CHNA for Muskegon, Oceana and Newaygo Counties	33
3. County Health Rankings.....	33
Oceana County	33
1. 2016 CHNA for Muskegon, Oceana and Newaygo Counties	33
2. County Health Rankings.....	34
Osceola County.....	34
1. Spectrum Health- Reed City Hospital CHNA (2015)	34

2. County Health Rankings.....	34
Region 4b	35
Allegan County	35
1. Allegan General Hospital CHNA (2016)	35
2. County Health Rankings.....	35
Ionia County	35
1. Sparrow Ionia Hospital CHNA (2016).....	35
2. County Health Rankings.....	36
Montcalm County	36
1. Sparrow Carson Hospital CHNA (2016)	36
3. Spectrum United and Kelsey Hospitals (2015)	36
4. County Health Rankings.....	37
Region 5	37
Clare County	37
1. Mid-Michigan Medical Center- Clare CHNA (2016).....	37
2. County Health Rankings.....	37
Gladwin County	38
1. Mid-Michigan Medical Center- Gladwin (2016)	38
2. County Health Rankings.....	38
Gratiot County	38
1. Mid-Michigan Medical Center- Alma (2016)	38
2. County Health Rankings.....	38
Isabella County	39
1. McLaren- Central Michigan (2014).....	39
2. County Health Rankings.....	39
Region 6	39
Huron County	39
1. Huron Medical Center CHNA (2016)	39
2. Harbor Beach Community Hospital CHNA (2017)	39
3. Scheurer Hospital CHNA (2016).....	40
4. County Health Rankings.....	40
Sanilac County`	40
1. Deckerville Community Hospital CHNA (2016)	40
2. Marlette Community Hospital CHNA (2016)	41
3. McKenzie Memorial Hospital CHNA (2016).....	41
4. County Health Rankings.....	41
Shiawassee County	42
1. Memorial Healthcare- Shiawassee CHNA (2016)	42
2. County Health Rankings.....	42
Tuscola County	43
1. Hills and Dales General Hospital CHNA (2016).....	43
2. Caro Community Hospital CHNA (2016).....	43
3. County Health Rankings.....	43
Region 7	43
Clinton County.....	43
1. Sparrow Clinton Hospital CHNA (2016)	43

2. County Health Rankings.....	44
Eaton County	44
1. Eaton Rapids Medical Center CHNA (2015).....	44
2. Hayes Green Beach Memorial Hospital CHNA (2016)	44
3. County Health Rankings.....	45
Region 8	45
Branch County	45
1. County Health Center of Branch County CHNA (2014)	45
2. County Health Rankings.....	45
Cass County	46
1. Borgess-Lee Memorial Hospital CHNA (2015).....	46
2. County Health Rankings.....	46
St. Joseph County	46
1. Sturgis Hospital CHNA (2016)	46
2. Three Rivers Health CHNA (2016).....	46
3. County Health Rankings.....	46
Van Buren County	47
1. Bronson Lakeview Hospital CHNA (2016).....	47
2. Bronson South Haven Health System CHNA (2015)	47
3. County Health Rankings.....	47
Region 9	48
Hillsdale County.....	48
1. Hillsdale County Health Center CHNA (2016).....	48
2. County Health Rankings.....	48
Lenawee County	48
1. Bixby Community Hospital CHNA (2016).....	48
2. Herrick Memorial Medical Center CHNA (2016)	48
3. County Health Rankings.....	49
Infographics.....	50
References.....	52

Summary

In March of 2010 the Patient Protection and Affordable Care Act (PPACA) was signed into law. The new legislation outlined new requirements for all non-profit, § 501(c)(3) hospitals. For taxable years after March 23, 2010, in addition to the Community Benefits Report, hospitals are required to prepare a Community Health Needs Assessment (CHNA) at least once every three taxable years. This CHNA must include an in-depth analysis of your community's needs and an implementation strategy outlining how you propose to address those needs in the coming years. The CHNA can be used as a great tool to identify and prioritize a community's health needs by collecting and analyzing data, including input from community stakeholders who represent the broad interests for the community. After the hospital has determined the priority health needs of the community, they are required to formally adopt an implementation plan to address the said needs. Failure to do so will result in a \$50,000 excise tax penalty that will be applied to the non-compliant hospital facility within the organization.

The Michigan Center for Rural Health in concurrence with the Michigan State University College of Human Medicine's Division of Public Health created this report implement a reference guide for all rural non-profit hospital's health priorities in the state of Michigan. The report includes a detailed account of all 62 rural counties in Michigan. The health priorities within each county are directly taken from the corresponding hospital's CHNA. Along with the priorities you may see any anecdotal notes regarding the CHNA provided by the hospital. A hyperlink to the CHNA has also been provided. In an effort to provide more data for the county, four years of the Robert Wood Johnson Foundation's overall county health rankings (2014-2018) has been provided for health factors and health outcomes as well as the last four years of Kid's Count data from the Annie E. Casey Foundation.

Methodology

The systematic review of community health needs assessment (CHNA) was performed for each corresponding hospital within the rural counties of Michigan. Rurality was determined by Health Resource and Services Administration (HRSA) guidelines. According to the guidelines within the Affordable Care Act, every CHNA is required to determine a list of health priorities that the county will focus on. By careful review of each hospital's CHNA, the priorities of the community were located. The lists of counties were organized by the Michigan Department of Technology, Management, and Budget's prosperity regions¹⁰. The stratification should assist in regional support and the determination of regional needs. County health rankings were obtained through the annual report released by the Robert Wood Johnson Foundation and the University of Wisconsin Population Health Institute. Kids Count data was obtained through the Michigan League for Public Policy and the Annie E. Casey Foundation. Median age and Median household income was obtained through the data set Infographics were obtained using Tableau software. Data sets can be obtained via request at snowdoug@msu.edu or at the Michigan Center for Rural Health.

Region 1a

Baraga County

1. Baraga County Memorial Hospital CHNA (2015)

- a. [Link to CHNA](#)
- b. Assessment is a region CHNA- Western Upper Peninsula Health Needs Assessment
- c. Priorities
 - i. Access to care
 - ii. Maternal, Infant and Child Health
 - iii. Infectious Disease
 - iv. Chronic Disease
 - v. Substance Abuse and Public Safety

2. Additional Health Concerns/Comments

- a. Impact of an aging population on health needs because age is a primary risk factor for chronic disease
- b. Importance of prevention of the root causes of preventable chronic disease – chief among them tobacco use, obesity, and the abuse of alcohol and other drugs
- c. Correlation between the low socio-economic status of individuals and poor health
- d. Lowered unemployment rate, children in poverty, number of births paid by Medicaid
- e. Increased in percentage of mothers who smoked during pregnancy, number of diabetes-related mortality, stroke mortality rates

3. County Health Rankings

a. County Health Ranking for Health Factors (#/83)

2014 ¹	2015 ²	2016 ³	2017 ⁴	2018 ⁵
79	74	75	76	80

b. County Health Ranking for Health Outcomes (#/83)

2014 ¹	2015 ²	2016 ³	2017 ⁴	2018 ⁵
31	75	42	60	65

c. Kids Count (#/83)

2015 ⁶	2016 ⁷	2017 ⁸	2018 ⁹
54	45	68	46

Gogebic County

1. Aspirus Grand View Hospital CHNA (2016)

a. [Link to CHNA](#)

- b. Priorities were found through the Western Upper Peninsula Health Needs Assessment in 2015.
- c. Identical to the Aspirus Keweenaw Hospital and the Aspirus Iron River Hospital and Clinics CHNA
- d. Priorities
 - i. The impact of an aging population
 - ii. The importance of prevention
 - iii. The powerful correlation between socio-economic status and poor health
 - iv. Expanded access to care via the evolving Affordable Care Act

2. Additional Health Concerns/Comments

- a. Focus human resources on local public relations on healthy eating and nutrition within the community.
- b. Develop fitness and exercise programs especially focusing on demographic over 65 years old.
- c. Continue to support diabetes education programs, expanding to include diabetes patients that are tobacco users.
- d. Increase the “how-to” information regarding positive disease prevention behaviors and access to services
- e. Reach more businesses and government officials to help direct policy changes for the better health of the community.

3. County Health Rankings

a. County Health Ranking for Health Factors (#/83)

2014 ¹	2015 ²	2016 ³	2017 ⁴	2018 ⁵
34	39	50	45	51

b. County Health Ranking for Health Outcomes (#/83)

2014 ¹	2015 ²	2016 ³	2017 ⁴	2018 ⁵
41	50	14	22	22

c. Kids Count (#/83)

2015 ⁶	2016 ⁷	2017 ⁸	2018 ⁹
40	47	42	54

Houghton County

1. Aspirus Keweenaw Hospital CHNA (2016)

- a. [Link to CHNA](#)
 - b. Priorities were found through the Western Upper Peninsula Health Needs Assessment in 2015.
 - c. Identical to the Aspirus Grand View Hospital, Aspirus Iron River Hospital and Clinics, and Aspirus Ontonagon CHNA
 - d. Priorities
 - i. The impact of an aging population
 - ii. The importance of prevention
 - iii. The powerful correlation between socio-economic status and poor health
 - iv. Expanded access to care via the evolving Affordable Care Act
2. UP Health System: Portage Hospital CHNA (n.d.)
- a. [Link to CHNA](#)
 - b. Priorities
 - i. Mental and Behavioral Health (1)
 - ii. Obesity – healthy eating and active living (2)
 - iii. Substance Abuse
 - iv. Access
 - v. Aging/Chronic Diseases
 - vi. Socio-Economic Factors/Violence
3. Additional Health Concerns/Comments
- a. Focus human resources on local public relations on healthy eating and nutrition within the community.
 - b. Develop fitness and exercise programs especially focusing on demographic over 65 years old.
 - c. Continue to support diabetes education programs, expanding to include diabetes patients that are tobacco users.
 - d. Increase the “how-to” information regarding positive disease prevention behaviors and access to services
 - e. Reach more businesses and government officials to help direct policy changes for the better health of the community.

4. County Health Rankings

- a. County Health Ranking for Health Factors (#/83)

2014 ¹	2015 ²	2016 ³	2017 ⁴	2018 ⁵
10	11	19	20	21

- b. County Health Ranking for Health Outcomes (#/83)

2014 ¹	2015 ²	2016 ³	2017 ⁴	2018 ⁵
5	4	13	12	16

- c. Kids Count (#/83)

2015 ⁶	2016 ⁷	2017 ⁸	2018 ⁹
8	8	15	9

Iron County

1. Aspirus Iron River Hospital & Clinics CHNA (2016)
 - a. [Link to CHNA](#)
 - b. Priorities were found through the Western Upper Peninsula Health Needs Assessment in 2015.
 - c. Identical to the Aspirus Grand View Hospital, Aspirus Iron River Hospital and Clinics, and Aspirus Ontonagon CHNA
 - d. Priorities
 - i. The impact of an aging population
 - ii. The importance of prevention
 - iii. The powerful correlation between socio-economic status and poor health
 - iv. Expanded access to care via the evolving Affordable Care Act
2. Additional Health Concerns/Comments
 - a. Focus human resources on local public relations on healthy eating and nutrition within the community.
 - b. Develop fitness and exercise programs especially focusing on demographic over 65 years old.
 - c. Continue to support diabetes education programs, expanding to include diabetes patients that are tobacco users.
 - d. Increase the “how-to” information regarding positive disease prevention behaviors and access to services
 - e. Reach more businesses and government officials to help direct policy changes for the better health of the community.

3. County Health Rankings

- a. County Health Ranking for Health Factors (#/83)

2014 ¹	2015 ²	2016 ³	2017 ⁴	2018 ⁵
41	33	32	40	43

- b. County Health Ranking for Health Outcomes (#/83)

2014 ¹	2015 ²	2016 ³	2017 ⁴	2018 ⁵
54	32	29	24	25

- c. Kids Count (#/83)

2015 ⁶	2016 ⁷	2017 ⁸	2018 ⁹
31	70	76	77

Keweenaw County

1. Aspirus Keweenaw Hospital CHNA (2016)
 - a. [Link to CHNA](#)
 - b. Hospital is located in Houghton county. Population of Keweenaw travels to Houghton to receive care. Due to proximity of county, it is safe to assume that the majority of priorities from Aspirus Keweenaw are similar to those in Keweenaw County.

- c. Priorities were found through the Western Upper Peninsula Health Needs Assessment in 2015.
 - d. Identical to the Aspirus Grand View Hospital, Aspirus Iron River Hospital and Clinics, and Aspirus Ontonagon CHNA
 - e. Priorities
 - i. The impact of an aging population
 - ii. The importance of prevention
 - iii. The powerful correlation between socio-economic status and poor health
 - iv. Expanded access to care via the evolving Affordable Care Act
2. Additional Health Concerns/Comments
- a. Focus human resources on local public relations on healthy eating and nutrition within the community.
 - b. Develop fitness and exercise programs especially focusing on demographic over 65 years old.
 - c. Continue to support diabetes education programs, expanding to include diabetes patients that are tobacco users.
 - d. Increase the “how-to” information regarding positive disease prevention behaviors and access to services
 - e. Reach more businesses and government officials to help direct policy changes for the better health of the community.

3. County Health Rankings

- a. County Health Ranking for Health Factors (#/83)

2014 ¹	2015 ²	2016 ³	2017 ⁴	2018 ⁵
NR	NR	30	37	46

- b. County Health Ranking for Health Outcomes (#/83)

2014 ¹	2015 ²	2016 ³	2017 ⁴	2018 ⁵
NR	30	35	43	47

- c. Kids Count (#/83)

2015 ⁶	2016 ⁷	2017 ⁸	2018 ⁹
NR	NR	NR	NR

Ontonagon County

1. Aspirus Ontonagon Hospital (2016)

- a. [Link to CHNA](#)
- b. Priorities were found through the Western Upper Peninsula Health Needs Assessment in 2015.
- c. Identical to the Aspirus Grand View Hospital, Aspirus Iron River Hospital and Clinics, and Aspirus Ontonagon CHNA
- d. Priorities
 - i. The impact of an aging population*
 - ii. The importance of prevention
 - iii. The powerful correlation between socio-economic status and poor health

iv. Expanded access to care via the evolving Affordable Care Act

* Typo within the CHNA, lists the importance of prevention as number 1 and 2 for priorities. Because it is identical to other Western UP Aspirus hospitals, assumption is made to aging population.

2. Additional Health Concerns/Comments

- a. Focus human resources on local public relations on healthy eating and nutrition within the community.
- b. Develop fitness and exercise programs especially focusing on demographic over 65 years old.
- c. Continue to support diabetes education programs, expanding to include diabetes patients that are tobacco users.
- d. Increase the “how-to” information regarding positive disease prevention behaviors and access to services
- e. Reach more businesses and government officials to help direct policy changes for the better health of the community.

3. County Health Rankings

a. County Health Ranking for Health Factors (#/83)

2014 ¹	2015 ²	2016 ³	2017 ⁴	2018 ⁵
70	69	45	48	39

b. County Health Ranking for Health Outcomes (#/83)

2014 ¹	2015 ²	2016 ³	2017 ⁴	2018 ⁵
69	45	73	77	51

c. Kids Count (#/83)

2015 ⁶	2016 ⁷	2017 ⁸	2018 ⁹
57	48	43	29

Region 1b

Alger County

1. Munising Memorial Health CHNA (2016)

a. [Link to CHNA](#)

- b. Data was provided by community leaders and two community meetings, one with entire community, and the other council on aging
- c. Priorities
 - i. Lack of medical, dental, and mental health providers, especially for low income residents.
 - ii. Lack of preventative health care services, or education about availability
 - iii. Increased cost of prescription drugs
 - iv. Obesity
 - v. Changes in insurance and Medicare/Medicaid rules and regulations are both confusing for provider and patient.

- 1. Included is the implementation of the ACA and production of higher costs than anticipated.

- vi. Substance Abuse

- 2. County Health Rankings

- a. County Health Ranking for Health Factors (#/83)

2014 ¹	2015 ²	2016 ³	2017 ⁴	2018 ⁵
46	43	33	38	33

- b. County Health Ranking for Health Outcomes (#/83)

2014 ¹	2015 ²	2016 ³	2017 ⁴	2018 ⁵
23	3	20	31	55

- c. Kids Count (#/83)

2015 ⁶	2016 ⁷	2017 ⁸	2018 ⁹
18	31	29	34

Delta County

- 1. OSF St. Francis Hospital & Medical Group CHNA (2016)

- a. [Link to CHNA](#)

- b. Priorities

- i. Healthy Behaviors – Defined as active living, healthy eating and their impact on obesity
- ii. Behavioral Health – Including mental health and substance abuse (only focused on alcohol)

- c. County Health Issues

- i. Demographics – Population is decreasing and becoming older/early sexual activity
- ii. Prevention Behaviors
 - 1. ED Usage
 - 2. Lack of care for low income
 - 3. Lack of exercise
 - 4. Mental Health
 - 5. Lack of healthy eating
- iii. Symptoms and Predictors
 - 1. Tobacco usage
 - 2. Substance abuse- Alcohol
 - 3. Obesity
- iv. Morbidity and Mortality
 - 1. Asthma
 - 2. Cancer
 - 3. Diabetes
 - 4. Heart Disease

- d. Potential Areas of Consideration for Priority

- i. Use of ED as primary source of care

- ii. Not seeking healthcare when needed
- iii. Poor healthy behaviors
- iv. Mental Health
- v. Obesity
- vi. Tobacco/Alcohol Use
- vii. Asthma/Diabetes/Heart Disease/Cancer

2. County Health Rankings

a. County Health Ranking for Health Factors (#/83)

2014 ¹	2015 ²	2016 ³	2017 ⁴	2018 ⁵
13	15	16	18	17

b. County Health Ranking for Health Outcomes (#/83)

2014 ¹	2015 ²	2016 ³	2017 ⁴	2018 ⁵
24	40	34	42	29

c. Kids Count (#/83)

2015 ⁶	2016 ⁷	2017 ⁸	2018 ⁹
23	14	28	49

Dickinson County

1. Dickinson County Healthcare System CHNA (2016)

a. [Link to CHNA](#)

- b. CHNA is a compiled list of survey results given to the community. Results were subjective to the individual and not based on any data provided by the medical group.
- c. Community Concerns
 - i. Affordable Health Insurance
 - ii. Job Placement/Better Jobs
 - iii. Affordable Recreation
- d. Quality of Life in the Community
 - i. Good place to raise children
 - ii. Low Crime/Safe Neighborhood
 - iii. Good Schools
- e. Health and Safety Issues
 - i. Substance Abuse
 - ii. Cancers
 - iii. Mental Health Issues
- f. Attitudes or Behaviors that Cause Health Problems
 - i. Alcohol Abuse
 - ii. Illegal Drug Abuse
 - iii. Prescription Drug Abuse
- g. Top Services the Community Would Like to See
 - i. Mental Health Services
 - ii. Carefree Dental/Free Dental

- iii. Great Start Literacy Programs
- iv. Home Delivered Meals
- v. Supportive Services for Veterans

2. County Health Rankings

a. County Health Ranking for Health Factors (#/83)

2014 ¹	2015 ²	2016 ³	2017 ⁴	2018 ⁵
17	20	11	12	12

b. County Health Ranking for Health Outcomes (#/83)

2014 ¹	2015 ²	2016 ³	2017 ⁴	2018 ⁵
30	38	40	20	19

c. Kids Count (#/83)

2015 ⁶	2016 ⁷	2017 ⁸	2018 ⁹
22	19	19	20

Marquette County

1. UP Marquette (Duke Lifepoint) CHNA (2016)

a. [Link to CHNA](#)

b. CHNA was compiled by community focus groups and a hospital employee and community physician online survey. Data was also taken from the Western UP County Health Assessment

c. Priorities

- i. Obesity Prevention
- ii. Substance Abuse Prevention and Reduction in Tobacco Use
- iii. Access to Health Resources
- iv. Impact of an aging population on rates of disease, community needs and patient mix
- v. Disparities based on income and education
- vi. Importance of prevention to curb the growth of chronic disease and healthcare spending
- vii. The impact of the Affordable Care Act, and expanded access, on health and the healthcare delivery system

2. County Health Rankings

a. County Health Ranking for Health Factors (#/83)

2014 ¹	2015 ²	2016 ³	2017 ⁴	2018 ⁵
4	6	10	10	10

b. County Health Ranking for Health Outcomes (#/83)

2014 ¹	2015 ²	2016 ³	2017 ⁴	2018 ⁵
18	18	21	14	15

c. Kids Count (#/83)

2015 ⁶	2016 ⁷	2017 ⁸	2018 ⁹
10	7	11	12

Menominee County

1. County Health Rankings

a. County Health Ranking for Health Factors (#/83)

2014 ¹	2015 ²	2016 ³	2017 ⁴	2018 ⁵
52	38	29	39	25

b. County Health Ranking for Health Outcomes (#/83)

2014 ¹	2015 ²	2016 ³	2017 ⁴	2018 ⁵
26	31	31	49	20

c. Kids Count (#/83)

2015 ⁶	2016 ⁷	2017 ⁸	2018 ⁹
34	24	32	30

Schoolcraft County

1. Schoolcraft Memorial Hospital CHNA (2016)

a. Link to CHNA

- b. Assessment contains findings from the Western UP Health Assessment as well as the Schoolcraft Memorial Hospital focus groups and community members. Where single county data was not available, neighboring county health districts data was obtained.

c. Priorities

- i. Vulnerable Populations and Access to Care
- ii. Maternal, Infant and Child Health
- iii. Adolescent Health
- iv. Infectious Disease
- v. Chronic Disease and Mortality

d. County Health Areas of Focus

- i. Parent education on nutrition, health, child development, job skills, and other topics to help strengthen families. Especially those caught in intergenerational poverty. Focusing on improving the health of the next generation
- ii. HPSA designation for mental health services, and primary care (and provider shortages for medical specialties)
- iii. A growing population of elderly residents, many living in rural isolation, with limited means, diminishing capabilities and chronic diseases

2. County Health Rankings

a. County Health Ranking for Health Factors (#/83)

2014 ¹	2015 ²	2016 ³	2017 ⁴	2018 ⁵
36	63	55	72	55

b. County Health Ranking for Health Outcomes (#/83)

2014 ¹	2015 ²	2016 ³	2017 ⁴	2018 ⁵
51	26	44	18	24

c. Kids Count (#/83)

2015 ⁶	2016 ⁷	2017 ⁸	2018 ⁹
56	42	39	70

Region 1c

Chippewa County

1. War Memorial Hospital CHNA (2016)

a. [Link to CHNA](#)

b. Priorities

- i. Vulnerable Populations and Access to Care
- ii. Maternal, Infant, and Child Health
- iii. Adolescent Health
- iv. Infectious Disease
- v. Chronic Disease and Mortality

2. County Health Rankings

a. County Health Ranking for Health Factors (#/83)

2014 ¹	2015 ²	2016 ³	2017 ⁴	2018 ⁵
62	70	80	78	75

b. County Health Ranking for Health Outcomes (#/83)

2014 ¹	2015 ²	2016 ³	2017 ⁴	2018 ⁵
28	80	24	29	28

c. Kids Count (#/83)

2015 ⁶	2016 ⁷	2017 ⁸	2018 ⁹
28	35	39	33

Luce County

1. Helen Newberry Joy Hospital and Healthcare Center CHNA (2016)

a. Link to CHNA

- i. Unable to provide link to CHNA, data taken from hospitals draft. Link will need to be updated as soon as hospital uploads document to website.

b. CHNA was conducted by the Western Upper Peninsula Health Department in partnership with Helen Newberry Joy Hospital, Luce-Mackinac-Alger-Schoolcraft District Health Department, and various community members.

c. Priorities

- i. Vulnerable Populations and Access to Care
- ii. Maternal, Infant and Child Health

- iii. Adolescent Health
- iv. Infectious Disease
- v. Chronic Disease and Mortality

2. County Health Rankings

a. County Health Ranking for Health Factors (#/83)

2014 ¹	2015 ²	2016 ³	2017 ⁴	2018 ⁵
63	55	65	51	57

b. County Health Ranking for Health Outcomes (#/83)

2014 ¹	2015 ²	2016 ³	2017 ⁴	2018 ⁵
63	65	26	62	66

c. Kids Count (#/83)

2015 ⁶	2016 ⁷	2017 ⁸	2018 ⁹
80	62	72	72

Mackinac County

1. Mackinac Straits Health System CHNA (2016)

a. [Link to CHNA](#)

b. Assessment priorities based upon an advisory panel of participants throughout the community. Individuals were selected from a wide range of backgrounds in health-related agencies. The individuals represent the broad interests of the community served by the MSHS

c. Priorities

- i. Mental Health/Substance Abuse
- ii. Pharmacy
- iii. Lack of Insurance/cost of care/co-pays
- iv. Obesity/Diabetes

2. County Health Rankings

a. County Health Ranking for Health Factors (#/83)

2014 ¹	2015 ²	2016 ³	2017 ⁴	2018 ⁵
58	46	48	60	58

b. County Health Ranking for Health Outcomes (#/83)

2014 ¹	2015 ²	2016 ³	2017 ⁴	2018 ⁵
45	48	47	25	69

c. Kids Count (#/83)

2015 ⁶	2016 ⁷	2017 ⁸	2018 ⁹
41	25	48	39

Region 2

Antrim County

1. Northern Michigan County Health Assessment and Improvement Initiative (2015)

a. [Link to CHNA](#)

b. Coalition of 8 counties in Northern Lower Michigan

- i. Alpena
- ii. Antrim
- iii. Charlevoix
- iv. Cheboygan
- v. Emmet
- vi. Montmorency
- vii. Otsego
- viii. Presque Isle

c. Priorities

- i. Access to health care, including behavioral health, maternal and child health, and oral health care (1)
- ii. Chronic disease prevention (2)
- iii. Substance Abuse (3)
- iv. Mental Health (4)
- v. Health disparities (5)

2. County Health Rankings

a. County Health Ranking for Health Factors (#/83)

2014 ¹	2015 ²	2016 ³	2017 ⁴	2018 ⁵
33	32	31	33	27

b. County Health Ranking for Health Outcomes (#/83)

2014 ¹	2015 ²	2016 ³	2017 ⁴	2018 ⁵
60	64	48	23	17

c. Kids Count (#/83)

2015 ⁶	2016 ⁷	2017 ⁸	2018 ⁹
36	32	35	32

Arenac County

1. Saint Mary's Standish Community Hospital CHNA (2016)

a. [Link to CHNA](#)

b. Priorities

- i. Nutrition
- ii. Behavioral Health Services
- iii. Physical Health / Access to Primary Care Services

2. County Health Rankings

a. County Health Ranking for Health Factors (#/83)

2014 ¹	2015 ²	2016 ³	2017 ⁴	2018 ⁵
75	72	67	75	79

b. County Health Ranking for Health Outcomes (#/83)

2014 ¹	2015 ²	2016 ³	2017 ⁴	2018 ⁵
80	80	80	80	80

c. Kids Count (#/83)

2015 ⁶	2016 ⁷	2017 ⁸	2018 ⁹
66	62	48	47

Benzie County

1. Munson Healthcare: Paul Oliver Memorial Hospital CHNA (2016)

a. [Link to CHNA](#)

a) Identical to the Munson Network's other health centers.

b. Priorities

- i. Obesity
- ii. Diabetes
- iii. Substance Abuse/Tobacco Use
- iv. Access to health services
- v. Mental health
- vi. Maternal, fetal, and infant health
- vii. Access to healthy foods

2. County Health Rankings

a. County Health Ranking for Health Factors (#/83)

2014 ¹	2015 ²	2016 ³	2017 ⁴	2018 ⁵
15	16	14	22	22

b. County Health Ranking for Health Outcomes (#/83)

2014 ¹	2015 ²	2016 ³	2017 ⁴	2018 ⁵
17	29	30	26	38

c. Kids Count (#/83)

2015 ⁶	2016 ⁷	2017 ⁸	2018 ⁹
24	29	36	30

Charlevoix County

1. Munson: Charlevoix Area Hospital CHNA (2015)

a. [Link to CHNA](#)

b. Identical to other Munson healthcare facilities

c. Priorities

- i. Access to Health Care
- ii. Chronic Disease
- iii. Maternal and Child Health
- iv. Substance Use
- v. Mental Health

- vi. Health Disparities
- 2. Northern Michigan County Health Assessment and Improvement Initiative (2015)
 - a. [Link to CHNA](#)
 - b. Coalition of 8 counties in Northern Lower Michigan
 - i. Alpena
 - ii. Antrim
 - iii. Charlevoix
 - iv. Cheboygan
 - v. Emmet
 - vi. Montmorency
 - vii. Otsego
 - viii. Presque Isle
 - c. Access to health care, including behavioral health, maternal and child health, and oral health care (1)
 - d. Chronic disease prevention (2)
 - e. Substance Abuse (3)
 - f. Mental Health (4)
 - g. Health disparities (5)

3. County Health Rankings

- a. County Health Ranking for Health Factors (#/83)

2014 ¹	2015 ²	2016 ³	2017 ⁴	2018 ⁵
16	14	12	11	11

- b. County Health Ranking for Health Outcomes (#/83)

2014 ¹	2015 ²	2016 ³	2017 ⁴	2018 ⁵
7	5	9	11	11

- c. Kids Count (#/83)

2015 ⁶	2016 ⁷	2017 ⁸	2018 ⁹
19	20	16	11

Emmet County

- 1. Northern Michigan County Health Assessment and Improvement Initiative (2015)
 - a. [Link to CHNA](#)
 - b. Coalition of 8 counties in Northern Lower Michigan
 - i. Alpena
 - ii. Antrim
 - iii. Charlevoix
 - iv. Cheboygan
 - v. Emmet
 - vi. Montmorency
 - vii. Otsego
 - viii. Presque Isle
 - c. Priorities
 - i. Access to health care, including behavioral health, maternal and child health, and oral health care (1)
 - ii. Chronic disease prevention (2)
 - iii. Substance Abuse (3)
 - iv. Mental Health (4)
 - v. Health disparities (5)
- 2. County Health Rankings
 - a. County Health Ranking for Health Factors (#/83)

2014 ¹	2015 ²	2016 ³	2017 ⁴	2018 ⁵
11	8	7	9	9

b. County Health Ranking for Health Outcomes (#/83)

2014 ¹	2015 ²	2016 ³	2017 ⁴	2018 ⁵
13	14	5	6	6

c. Kids Count (#/83)

2015 ⁶	2016 ⁷	2017 ⁸	2018 ⁹
6	10	9	6

Grand Traverse County

1. Munson Medical Center CHNA (2016)

a. [Link to CHNA](#)

b. Identical to other Munson healthcare facilities

c. Priorities

- i. Obesity and overweight
- ii. Diabetes
- iii. Substance Abuse/Tobacco Use
- iv. Access to Health Services
- v. Mental Health
- vi. Maternal, fetal and infant health
- vii. Access to healthy foods

2. County Health Rankings

a. County Health Ranking for Health Factors (#/83)

2014 ¹	2015 ²	2016 ³	2017 ⁴	2018 ⁵
6	5	8	4	5

b. County Health Ranking for Health Outcomes (#/83)

2014 ¹	2015 ²	2016 ³	2017 ⁴	2018 ⁵
8	8	6	4	2

c. Kids Count (#/83)

2015 ⁶	2016 ⁷	2017 ⁸	2018 ⁹
9	12	7	10

Leelanau County

1. County Health Rankings

a. County Health Ranking for Health Factors (#/83)

2014 ¹	2015 ²	2016 ³	2017 ⁴	2018 ⁵
9	10	9	8	7

b. County Health Ranking for Health Outcomes (#/83)

2014 ¹	2015 ²	2016 ³	2017 ⁴	2018 ⁵
2	2	2	5	7

c. Kids Count (#/83)

2015 ⁶	2016 ⁷	2017 ⁸	2018 ⁹
12	13	12	7

Kalkaska County

1. Kalkaska Memorial Health Center CHNA (2016)

a. [Link to CHNA](#)

b. Identical to the Munson Network's other health centers.

c. Priorities

- i. Obesity and overweight
- ii. Diabetes
- iii. Substance Abuse/Tobacco Use
- iv. Access to Health Services
- v. Mental Health
- vi. Maternal, fetal and infant health
- vii. Access to healthy foods

2. County Health Rankings

a. County Health Ranking for Health Factors (#/83)

2014 ¹	2015 ²	2016 ³	2017 ⁴	2018 ⁵
73	75	73	71	72

b. County Health Ranking for Health Outcomes (#/83)

2014 ¹	2015 ²	2016 ³	2017 ⁴	2018 ⁵
75	77	77	75	62

c. Kids Count (#/83)

2015 ⁶	2016 ⁷	2017 ⁸	2018 ⁹
62	74	77	73

Manistee County

1. West Shore Medical Center CHNA (2017)

a. Link to CHNA

- i. Unable to provide link to CHNA, provided by hospital administration

b. Priorities

- i. Access to Care
- ii. Behavioral Health- Substance Abuse Disorder
- iii. Overweight/Obesity
- iv. Diabetes

2. County Health Rankings

a. County Health Ranking for Health Factors (#/83)

2014 ¹	2015 ²	2016 ³	2017 ⁴	2018 ⁵
56	54	40	53	60

b. County Health Ranking for Health Outcomes (#/83)

2014 ¹	2015 ²	2016 ³	2017 ⁴	2018 ⁵
57	61	46	33	32

c. Kids Count (#/83)

2015 ⁶	2016 ⁷	2017 ⁸	2018 ⁹
30	22	65	76

Missaukee County

1. County Health Rankings

a. County Health Ranking for Health Factors (#/83)

2014 ¹	2015 ²	2016 ³	2017 ⁴	2018 ⁵
35	37	36	42	32

b. County Health Ranking for Health Outcomes (#/83)

2014 ¹	2015 ²	2016 ³	2017 ⁴	2018 ⁵
25	11	17	21	23

c. Kids Count (#/83)

2015 ⁶	2016 ⁷	2017 ⁸	2018 ⁹
37	51	51	37

Wexford County

2. Munson Medical Center- Cadillac CHNA (2016)

a. [Link to CHNA](#)

b. Priorities

- i. Access to Care
- ii. Chronic Disease
- iii. Maternal, Infant and Child Health

3. County Health Rankings

a. County Health Ranking for Health Factors (#/83)

2014 ¹	2015 ²	2016 ³	2017 ⁴	2018 ⁵
45	42	44	44	53

b. County Health Ranking for Health Outcomes (#/83)

2014 ¹	2015 ²	2016 ³	2017 ⁴	2018 ⁵
53	66	68	65	67

c. Kids Count (#/83)

2015 ⁶	2016 ⁷	2017 ⁸	2018 ⁹
70	72	60	66

Region 3

Alcona County

1. County Health Rankings

a. County Health Ranking for Health Factors (#/83)

2014 ¹	2015 ²	2016 ³	2017 ⁴	2018 ⁵
69	52	38	31	35

b. County Health Ranking for Health Outcomes (#/83)

2014 ¹	2015 ²	2016 ³	2017 ⁴	2018 ⁵
79	69	38	39	43

c. Kids Count (#/83)

2015 ⁶	2016 ⁷	2017 ⁸	2018 ⁹
51	73	67	74

Alpena County

2. Northern Michigan County Health Assessment and Improvement Initiative

a. [Link to CHNA](#)

b. Coalition of 8 counties in Northern Lower Michigan

- | | |
|-----------------|--------------------|
| i. Alpena | v. Emmet |
| ii. Antrim | vi. Montmorency |
| iii. Charlevoix | vii. Otsego |
| iv. Cheboygan | viii. Presque Isle |

c. Access to health care, including behavioral health, maternal and child health, and oral health care (1)

d. Chronic disease prevention (2)

e. Substance Abuse (3)

f. Mental Health (4)

g. Health disparities (5)

3. County Health Rankings

a. County Health Ranking for Health Factors (#/83)

2014 ¹	2015 ²	2016 ³	2017 ⁴	2018 ⁵
26	28	28	19	20

b. County Health Ranking for Health Outcomes (#/83)

2014 ¹	2015 ²	2016 ³	2017 ⁴	2018 ⁵
74	59	55	58	56

c. Kids Count (#/83)

2015 ⁶	2016 ⁷	2017 ⁸	2018 ⁹
42	38	52	50

Cheboygan County

1. Northern Michigan County Health Assessment and Improvement Initiative

a. [Link to CHNA](#)

b. Coalition of 8 counties in Northern Lower Michigan

- i. Alpena
- ii. Antrim
- iii. Charlevoix
- iv. Cheboygan
- v. Emmet
- vi. Montmorency
- vii. Otsego
- viii. Presque Isle

- c. Access to health care, including behavioral health, maternal and child health, and oral health care (1)
- d. Chronic disease prevention (2)
- e. Substance Abuse (3)
- f. Mental Health (4)
- g. Health disparities (5)

2. County Health Rankings

a. County Health Ranking for Health Factors (#/83)

2014 ¹	2015 ²	2016 ³	2017 ⁴	2018 ⁵
47	50	52	54	69

b. County Health Ranking for Health Outcomes (#/83)

2014 ¹	2015 ²	2016 ³	2017 ⁴	2018 ⁵
10	25	22	28	27

c. Kids Count (#/83)

2015 ⁶	2016 ⁷	2017 ⁸	2018 ⁹
55	54	54	61

Crawford County

1. Munson Medical Center- Grayling CHNA (2016)

a. [Link to CHNA](#)

b. Priorities

- i. Healthy Lifestyles
- ii. Chronic Disease
- iii. Access to Health Care
- iv. Maternal Infant and Child Health
- v. Substance Abuse
- vi. Tobacco Use
- vii. Dental Health
- viii. Mental Health

2. County Health Rankings

a. County Health Ranking for Health Factors (#/83)

2014 ¹	2015 ²	2016 ³	2017 ⁴	2018 ⁵
71	73	41	28	38

b. County Health Ranking for Health Outcomes (#/83)

2014 ¹	2015 ²	2016 ³	2017 ⁴	2018 ⁵
58	68	75	71	77

c. Kids Count (#/83)

2015 ⁶	2016 ⁷	2017 ⁸	2018 ⁹
60	64	50	59

Iosco County

1. Saint Joseph Health System CHNA (2016)

a. [Link to CHNA](#)

b. Priorities

- i. Chronic Disease Management (Diabetes, CHF, COPD)
- ii. Health and Lifestyle Education
- iii. Behavioral Health

c. Other Health Concerns

- i. Transportation
- ii. Tobacco usage
- iii. High mortality rates within the county (ranked 83/83 in Michigan)

2. County Health Rankings

a. County Health Ranking for Health Factors (#/83)

2014 ¹	2015 ²	2016 ³	2017 ⁴	2018 ⁵
57	62	42	46	50

b. County Health Ranking for Health Outcomes (#/83)

2014 ¹	2015 ²	2016 ³	2017 ⁴	2018 ⁵
62	78	81	79	73

c. Kids Count (#/83)

2015 ⁶	2016 ⁷	2017 ⁸	2018 ⁹
78	79	81	75

Montmorency County

1. County Health Rankings

a. County Health Ranking for Health Factors (#/83)

2014 ¹	2015 ²	2016 ³	2017 ⁴	2018 ⁵
80	80	66	55	62

b. County Health Ranking for Health Outcomes (#/83)

2014 ¹	2015 ²	2016 ³	2017 ⁴	2018 ⁵
64	57	69	70	68

c. Kids Count (#/83)

2015 ⁶	2016 ⁷	2017 ⁸	2018 ⁹
63	71	71	56

Ogemaw County

1. West Branch Regional Medical Center CHNA (2017)

a. Link to CHNA

- i. Unable to provide link to CHNA. Priorities received from hospitals draft. Link will have to be updated once available through the hospitals website.

b. Priorities

- i. Health Insurance and Healthcare Costs
- ii. Obesity
- iii. Access to Care
- iv. Abuse and Violence Including Bullying
- v. Mental Health
- vi. Substance Abuse
- vii. Transportation

2. County Health Rankings

a. County Health Ranking for Health Factors (#/83)

2014 ¹	2015 ²	2016 ³	2017 ⁴	2018 ⁵
68	71	77	77	78

b. County Health Ranking for Health Outcomes (#/83)

2014 ¹	2015 ²	2016 ³	2017 ⁴	2018 ⁵
47	53	56	67	76

c. Kids Count (#/83)

2015 ⁶	2016 ⁷	2017 ⁸	2018 ⁹
53	57	73	60

Oscoda County

1. County Health Rankings

a. County Health Ranking for Health Factors (#/83)

2014 ¹	2015 ²	2016 ³	2017 ⁴	2018 ⁵
66	60	62	63	65

b. County Health Ranking for Health Outcomes (#/83)

2014 ¹	2015 ²	2016 ³	2017 ⁴	2018 ⁵
77	71	67	73	79

c. Kids Count (#/83)

2015 ⁶	2016 ⁷	2017 ⁸	2018 ⁹
50	56	79	62

Otsego County

1. Otsego Memorial Hospital CHNA (2015)

a. [Link to CHNA](#)

b. Priorities

- i. Obesity and Chronic Disease
- ii. Access to Care
- iii. Mental Health
- iv. Maternal/Child Health
- v. Substance Abuse and Maternal Smoking

2. County Health Rankings

a. County Health Ranking for Health Factors (#/83)

2014 ¹	2015 ²	2016 ³	2017 ⁴	2018 ⁵
24	25	20	14	19

b. County Health Ranking for Health Outcomes (#/83)

2014 ¹	2015 ²	2016 ³	2017 ⁴	2018 ⁵
37	46	52	52	61

c. Kids Count (#/83)

2015 ⁶	2016 ⁷	2017 ⁸	2018 ⁹
33	37	37	22

Presque Isle County

1. County Health Rankings

a. County Health Ranking for Health Factors (#/83)

2014 ¹	2015 ²	2016 ³	2017 ⁴	2018 ⁵
39	35	37	34	36

b. County Health Ranking for Health Outcomes (#/83)

2014 ¹	2015 ²	2016 ³	2017 ⁴	2018 ⁵
70	75	49	41	34

c. Kids Count (#/83)

2015 ⁶	2016 ⁷	2017 ⁸	2018 ⁹
35	50	30	43

Roscommon County

1. County Health Rankings

a. County Health Ranking for Health Factors (#/83)

2014 ¹	2015 ²	2016 ³	2017 ⁴	2018 ⁵
77	78	76	80	77

b. County Health Ranking for Health Outcomes (#/83)

2014 ¹	2015 ²	2016 ³	2017 ⁴	2018 ⁵
71	73	74	76	72

c. Kids Count (#/83)

2015 ⁶	2016 ⁷	2017 ⁸	2018 ⁹
75	77	74	66

Region 4a

Lake County

1. County Health Rankings

a. County Health Ranking for Health Factors (#/83)

2014 ¹	2015 ²	2016 ³	2017 ⁴	2018 ⁵
81	81	82	82	81

b. County Health Ranking for Health Outcomes (#/83)

2014 ¹	2015 ²	2016 ³	2017 ⁴	2018 ⁵
68	70	79	81	81

c. Kids Count (#/83)

2015 ⁶	2016 ⁷	2017 ⁸	2018 ⁹
82	82	82	82

Mason County

1. Spectrum Health- Ludington Hospital CHNA (2015)

a. [Link to CHNA \(Link to PDF on bottom of web page\)](#)

b. CHNA was contracted out to VIP research and evaluation

c. Priorities

- i. Access to healthcare services (primary care, preventative and ancillary services)
- ii. Lack of primary care, dental care, and mental health care for the underserved (uninsured, underinsured, Medicaid, low income)

- iii. Coordination and collaboration of services and specialty and subspecialty services.
- d. Other Health Concerns
 - i. Transportation issues
 - ii. High rates of chronic conditions (diabetes, angina/coronary heart disease, skin cancer)
 - iii. Obesity (higher than state and federal average)
 - iv. Risky behaviors (smoking)
 - v. Healthy Behaviors (increasing fruit and vegetable consumption)

2. County Health Rankings

a. County Health Ranking for Health Factors (#/83)

2014 ¹	2015 ²	2016 ³	2017 ⁴	2018 ⁵
32	27	22	25	23

b. County Health Ranking for Health Outcomes (#/83)

2014 ¹	2015 ²	2016 ³	2017 ⁴	2018 ⁵
46	62	62	46	48

c. Kids Count (#/83)

2015 ⁶	2016 ⁷	2017 ⁸	2018 ⁹
47	39	44	42

Mecosta County

1. Spectrum Health- Big Rapids Hospital CHNA (2015)

- a. [Link to CHNA \(Link to PDF is at bottom of web page\)](#)
- b. CHNA was contracted out to VIP Research and Evaluation
- c. Priorities
 - i. Bringing additional Primary Care Practices (PCPs), specialists and urgent care facilities into the community
 - ii. Increased coordination and information sharing among service providers
 - iii. Raising awareness of existing services
 - iv. Support for adopting and maintaining a healthier life style
 - v. Community programs to educate and engage individuals and families in health pursuits
 - vi. Increasing health care support and access
- d. Other Health Concerns
 - i. Increasing mental health services (particularly outpatient services)
 - ii. Minimizing transportation barriers through coordination of resources across agencies, increasing home visits, and creating a volunteer network to provide transportation services

2. Spectrum Health- Reed City Hospital CHNA (2015)

- a. [Link to CHNA](#)
- b. CHNA was contracted out to VIP Research and Evaluation
- c. Priorities

- i. Bringing additional Primary Care Practice, specialists, and urgent care facilities into the community
- ii. Increased awareness of existing services
- iii. Support for adopting and maintaining a healthier lifestyle
- iv. Community programs to educate and engage individuals and families in healthy pursuits
- v. Increasing health care support and access
- d. Other Health Concerns
 - i. Increasing mental health services
 - ii. Minimizing transportation barriers through coordination of resources across agencies, increasing home visits and creating a volunteer network to provide transportation services

3. County Health Rankings

- a. County Health Ranking for Health Factors (#/83)

2014 ¹	2015 ²	2016 ³	2017 ⁴	2018 ⁵
51	57	54	67	73

- b. County Health Ranking for Health Outcomes (#/83)

2014 ¹	2015 ²	2016 ³	2017 ⁴	2018 ⁵
20	35	61	57	44

- c. Kids Count (#/83)

2015 ⁶	2016 ⁷	2017 ⁸	2018 ⁹
46	65	53	51

Newaygo County

1. Spectrum Health- Gerber Memorial Hospital CHNA (2015)

- a. [Link to CHNA \(Link to PDF is at bottom of web page\)](#)
- b. CHNA was contracted out to VIP Research and Evaluation
- c. Priorities
 - i. Access to affordable healthcare
 - 1. Shortage of Primary Care Providers and specialist services
 - 2. Transportation issues
 - ii. Chronic Disease
 - 1. Diabetes
 - 2. Behavioral Health
 - iii. Prevention and wellness educational services
 - 1. Obesity
 - 2. Social Support
 - 3. Smoking
 - 4. Community Collaboration
- d. Other Health Concerns
 - i. Low cost eye care

- ii. Substance abuse treatment
- iii. Urgent care
- 2. 2016 CHNA for Muskegon, Oceana and Newaygo Counties
 - a. [Link to CHNA](#)
 - b. Joint report for Mercy Campus, Hackley Campus and Lakeshore Campus of Mercy Health Muskegon
 - c. Priorities
 - i. Access to specialty care
 - ii. Access to primary care
 - iii. Cardiovascular disease
 - iv. Hypertension
 - v. Diabetes
 - vi. Health Coverage
 - vii. Cancer
 - viii. Access to urgent care
 - ix. Access to medication
 - x. Patient/Provider communication
 - d. Other Health Concerns
 - i. Arthritis and Asthma
 - ii. Vaccinations
 - iii. Health Disparities
 - iv. Health Care Education

3. County Health Rankings

- a. County Health Ranking for Health Factors (#/83)

2014 ¹	2015 ²	2016 ³	2017 ⁴	2018 ⁵
49	45	61	50	41

- b. County Health Ranking for Health Outcomes (#/83)

2014 ¹	2015 ²	2016 ³	2017 ⁴	2018 ⁵
56	60	64	47	26

- c. Kids Count (#/83)

2015 ⁶	2016 ⁷	2017 ⁸	2018 ⁹
65	59	45	52

Oceana County

1. 2016 CHNA for Muskegon, Oceana and Newaygo Counties

- a. [Link to CHNA](#)
- b. Joint report for Mercy Campus, Hackley Campus and Lakeshore Campus of Mercy Health Muskegon
- c. Priorities
 - i. Access to specialty care
 - ii. Access to primary care
 - iii. Cardiovascular disease
 - iv. Hypertension
 - v. Diabetes
 - vi. Health Coverage
 - vii. Cancer
 - viii. Access to urgent care
 - ix. Access to medication

- x. Patient/Provider communication
- d. Other Health Concerns
 - i. Arthritis and Asthma
 - ii. Vaccinations
 - iii. Health Disparities
 - iv. Health Care Education

2. County Health Rankings

- a. County Health Ranking for Health Factors (#/83)

2014 ¹	2015 ²	2016 ³	2017 ⁴	2018 ⁵
74	59	71	70	64

- b. County Health Ranking for Health Outcomes (#/83)

2014 ¹	2015 ²	2016 ³	2017 ⁴	2018 ⁵
66	67	70	78	70

- c. Kids Count (#/83)

2015 ⁶	2016 ⁷	2017 ⁸	2018 ⁹
72	77	80	78

Osceola County

1. Spectrum Health- Reed City Hospital CHNA (2015)

- a. [Link to CHNA](#)
- b. CHNA was contracted out to VIP Research and Evaluation
- c. Priorities
 - i. Bringing additional Primary Care Practice, specialists, and urgent care facilities into the community
 - ii. Increased awareness of existing services
 - iii. Support for adopting and maintaining a healthier lifestyle
 - iv. Community programs to educate and engage individuals and families in healthy pursuits
 - v. Increasing health care support and access
- d. Other Health Concerns
 - i. Increasing mental health services
 - ii. Minimizing transportation barriers through coordination of resources across agencies, increasing home visits and creating a volunteer network to provide transportation services

2. County Health Rankings

- a. County Health Ranking for Health Factors (#/83)

2014 ¹	2015 ²	2016 ³	2017 ⁴	2018 ⁵
43	51	70	68	74

- b. County Health Ranking for Health Outcomes (#/83)

2014 ¹	2015 ²	2016 ³	2017 ⁴	2018 ⁵
29	34	53	35	60

c. Kids Count (#/83)

2015 ⁶	2016 ⁷	2017 ⁸	2018 ⁹
76	76	63	65

Region 4b

Allegan County

1. Allegan General Hospital CHNA (2016)

a. [Link to CHNA](#)

b. Priorities

- i. Mental Health/Suicide
- ii. Primary Care
- iii. Palliative Care
- iv. Affordability/Accessibility
- v. Urgent Care
- vi. Healthy Lifestyle

2. County Health Rankings

a. County Health Ranking for Health Factors (#/83)

2014 ¹	2015 ²	2016 ³	2017 ⁴	2018 ⁵
22	21	23	16	18

b. County Health Ranking for Health Outcomes (#/83)

2014 ¹	2015 ²	2016 ³	2017 ⁴	2018 ⁵
9	13	12	13	14

c. Kids Count (#/83)

2015 ⁶	2016 ⁷	2017 ⁸	2018 ⁹
13	16	18	17

Ionia County

1. Sparrow Ionia Hospital CHNA (2016)

a. [Link to CHNA](#)

a. Identical to other Sparrow network hospitals, includes data for Montcalm, Gratiot, Ionia, Clinton, Shiawassee, Eaton, and Ingham

b. Priorities

- i. Access to Primary Healthcare Providers
- ii. Access to Quality Healthcare
- iii. Financial Stability (including poverty, living wage, income inequality, and other economic factors)
- iv. Mental Health (including stress, depression, access to services, safety)

- v. Chronic Disease (including cardiovascular disease, diabetes, asthma, cancer, multiple chronic illnesses)

2. County Health Rankings

a. County Health Ranking for Health Factors (#/83)

2014 ¹	2015 ²	2016 ³	2017 ⁴	2018 ⁵
23	24	27	32	40

b. County Health Ranking for Health Outcomes (#/83)

2014 ¹	2015 ²	2016 ³	2017 ⁴	2018 ⁵
19	20	11	19	18

c. Kids Count (#/83)

2015 ⁶	2016 ⁷	2017 ⁸	2018 ⁹
30	22	23	22

Montcalm County

1. Sparrow Carson Hospital CHNA (2016)

a. [Link to CHNA](#)

- b. Identical to other Sparrow network hospitals, includes data for Montcalm, Gratiot, Ionia, Clinton, Shiawassee, Eaton, and Ingham

c. Priorities

- i. Access to Primary Healthcare Providers
- ii. Access to Quality Healthcare
- iii. Financial Stability (including poverty, living wage, income inequality and other economic factors)
- iv. Mental Health (including stress, depression, access to services, safety)
- v. Chronic Disease (including cardiovascular disease, diabetes, asthma, cancer, multiple chronic illnesses)

2. Sheridan Community Hospital

a. [Link to CHNA](#)

- b. CHNA done in collaboration with the local health department and the Healthy Montcalm Coalition

c. Priorities

- i. Access to Care
- ii. Substance Use
- iii. Obesity
- iv. Mental Health
- v. Awareness of Community Resources

3. Spectrum United and Kelsey Hospitals (2015)

a. [Link to CHNA](#)

- b. CHNA was done with partnership between Spectrum Health United and Kelsey Hospitals

c. Priorities

- i. Information and coordination sharing across providers and services
- ii. Mental Health
 - 1. increase coordination and collaboration between agencies
 - 2. Increase services (outpatient)
- iii. Increased focus on preventative medicine and early detection/screening
- iv. Access to Care
 - 1. Decrease transportation barriers
 - 2. Increase community awareness of programs
 - 3. Increase primary care physician/specialists/urgent care facilities in area
 - 4. Increase utilization of telemedicine and telepsychiatry
- v. Increase community education and promotion of healthy living <https://www.spectrumhealth.org/locations/spectrum-health-united-hospital/communities/community-health-needs-assessment>

4. County Health Rankings

a. County Health Ranking for Health Factors (#/83)

2014 ¹	2015 ²	2016 ³	2017 ⁴	2018 ⁵
42	44	59	66	49

b. County Health Ranking for Health Outcomes (#/83)

2014 ¹	2015 ²	2016 ³	2017 ⁴	2018 ⁵
27	28	43	32	39

c. Kids Count (#/83)

2015 ⁶	2016 ⁷	2017 ⁸	2018 ⁹
45	45	39	44

Region 5

Clare County

1. Mid-Michigan Medical Center- Clare CHNA (2016)

a. [Link to CHNA](#)

b. Priorities

- i. Access to Health Services
- ii. Lung Disease
- iii. Mental Health
- iv. Obesity

2. County Health Rankings

a. County Health Ranking for Health Factors (#/83)

2014 ¹	2015 ²	2016 ³	2017 ⁴	2018 ⁵
76	77	81	81	82

b. County Health Ranking for Health Outcomes (#/83)

2014 ¹	2015 ²	2016 ³	2017 ⁴	2018 ⁵
72	79	78	72	78

c. Kids Count (#/83)

2015 ⁶	2016 ⁷	2017 ⁸	2018 ⁹
55	54	78	81

Gladwin County

1. Mid-Michigan Medical Center- Gladwin (2016)

a. [Link to CHNA](#)

b. Priorities

- i. Access to Health Services
- ii. Mental Health
- iii. Obesity
- iv. Substance Use

2. County Health Rankings

a. County Health Ranking for Health Factors (#/83)

2014 ¹	2015 ²	2016 ³	2017 ⁴	2018 ⁵
78	79	78	74	68

b. County Health Ranking for Health Outcomes (#/83)

2014 ¹	2015 ²	2016 ³	2017 ⁴	2018 ⁵
76	76	63	66	63

c. Kids Count (#/83)

2015 ⁶	2016 ⁷	2017 ⁸	2018 ⁹
67	49	61	57

Gratiot County

1. Mid-Michigan Medical Center- Alma (2016)

a. [Link to CHNA](#)

b. Priorities

- i. Access to Health Services
- ii. Colorectal Cancer
- iii. Lung Diseases
- iv. Mental Health
- v. Obesity
- vi. Substance Use

2. County Health Rankings

a. County Health Ranking for Health Factors (#/83)

2014 ¹	2015 ²	2016 ³	2017 ⁴	2018 ⁵
44	53	47	35	30

b. County Health Ranking for Health Outcomes (#/83)

2014 ¹	2015 ²	2016 ³	2017 ⁴	2018 ⁵
48	48	25	38	37

c. Kids Count (#/83)

2015 ⁶	2016 ⁷	2017 ⁸	2018 ⁹
44	41	30	41

Isabella County

1. McLaren- Central Michigan (2014)

a. [Link to CHNA](#)

b. Priorities

- i. Chronic Disease
- ii. Access to Care
- iii. Mental Health

2. County Health Rankings

a. County Health Ranking for Health Factors (#/83)

2014 ¹	2015 ²	2016 ³	2017 ⁴	2018 ⁵
25	34	58	59	52

b. County Health Ranking for Health Outcomes (#/83)

2014 ¹	2015 ²	2016 ³	2017 ⁴	2018 ⁵
12	33	65	50	42

c. Kids Count (#/83)

2015 ⁶	2016 ⁷	2017 ⁸	2018 ⁹
29	27	24	26

Region 6

Huron County

1. Huron Medical Center CHNA (2016)

a. [Link to CHNA](#)

b. Priorities

- i. Lack or perceived lack of available physicians, including specialists
- ii. Obesity, particularly among youth
- iii. Cost of Healthcare

2. Harbor Beach Community Hospital CHNA (2017)

a. [Link to CHNA](#)

b. Priorities

- i. Access to Mental Health

- 1. Lack of providers
 - 2. Mental Health-Depression-Suicide
 - 3. Alcohol Use/Abuse
 - 4. Substance Abuse
 - ii. Access to Medical Services
 - 1. Access to Primary Healthcare and Providers
 - 2. Health Insurance and Healthcare Costs
 - 3. Health Education and Awareness of Services
3. Scheurer Hospital CHNA (2016)
- a. [Link to CHNA](#)
 - b. Priorities
 - i. Obesity
 - ii. Diabetes
 - iii. Heart Disease

4. County Health Rankings

a. County Health Ranking for Health Factors (#/83)

2014 ¹	2015 ²	2016 ³	2017 ⁴	2018 ⁵
19	19	17	21	24

b. County Health Ranking for Health Outcomes (#/83)

2014 ¹	2015 ²	2016 ³	2017 ⁴	2018 ⁵
49	45	41	51	41

c. Kids Count (#/83)

2015 ⁶	2016 ⁷	2017 ⁸	2018 ⁹
11	9	17	18

Sanilac County`

1. Deckerville Community Hospital CHNA (2016)

a. [Link to CHNA](#)

b. Priorities

- i. Physical, mental health and substance abuse concerns (adults)
 - 1. Cancer
 - 2. Diabetes
 - 3. Drug use and abuse (including prescription drug abuse)
- ii. Concerns about Health Services
 - 1. Cost of health insurance
 - 2. Adequacy of health insurance (concerns about out-of-pocket costs)
 - 3. Ability ot retain doctors and nurses in the community
 - 4. Ability to get appointments for health services
- iii. Concerns specific to youth and children
 - 1. Youth drug use and abuse (including prescription drug abuse)
- iv. Concerns about the aging population

1. Long-term/nursing home care options
2. Marlette Community Hospital CHNA (2016)
 - a. [Link to CHNA](#)
 - b. Priorities (focus group)
 - i. Physical, Mental health and substance abuse concerns
 1. Alcohol use and abuse
 2. Drug
 3. Obesity
 4. Cancer
 - ii. Concerns about health services
 1. Cost of Health insurance
 2. Cost of health care services
 3. Extra hours for appointments, such as evenings and weekends
 4. Availability of mental health services
 5. Availability of substance abuse/treatment services
 - iii. Concerns specific to youth and children
 1. Youth drug use and abuse
 2. Not enough activities for youth
 3. Youth hunger and poor nutrition
 4. Youth Obesity
 5. Teen pregnancy
 - iv. Concerns about the aging population
 1. Being able to meet needs of the older population
 2. Assisted living options
 3. Long-term/nursing home care options
3. McKenzie Memorial Hospital CHNA (2016)
 - a. [Link to CHNA](#)
 - b. Priorities
 - i. Not enough provider evening or weekend hours
 - ii. Not enough specialists
 - iii. No Insurance
 - iv. Increase awareness of local health resources and services
 - v. Jobs with livable wages
 - vi. Crime and Safety
 - vii. Availability of mental health services
 - viii. Cost of health insurance
 - ix. Youth obesity
 - x. Youth drug abuse
 - xi. Availability of resources for friends and family caring for the elderly
 - xii. Availability of resources to keep the elderly in their homes
 - xiii. Not enough public transportation options/cost of public transportation
 - xiv. Adult obesity
4. County Health Rankings

a. County Health Ranking for Health Factors (#/83)

2014 ¹	2015 ²	2016 ³	2017 ⁴	2018 ⁵
54	61	49	47	42

b. County Health Ranking for Health Outcomes (#/83)

2014 ¹	2015 ²	2016 ³	2017 ⁴	2018 ⁵
32	27	33	45	54

c. Kids Count (#/83)

2015 ⁶	2016 ⁷	2017 ⁸	2018 ⁹
25	33	26	25

Shiawassee County

1. Memorial Healthcare- Shiawassee CHNA (2016)

a. [Link to CHNA](#)

b. Priorities

- i. Health status perceptions
- ii. Health care Coverage
- iii. Health care access and utilization
- iv. Cardiovascular health
- v. Cancer
- vi. Diabetes
- vii. Asthma
- viii. Arthritis
- ix. Weight Status
- x. Tobacco Use
- xi. Alcohol Consumption
- xii. Drug Use
- xiii. Women's Health
- xiv. Preventative medicine and health screenings
- xv. Sexual behavior and pregnancy outcomes
- xvi. Quality of life
- xvii. Social determinants of health
- xviii. Mental health and suicide
- xix. Oral health

2. County Health Rankings

a. County Health Ranking for Health Factors (#/83)

2014 ¹	2015 ²	2016 ³	2017 ⁴	2018 ⁵
29	29	24	24	29

b. County Health Ranking for Health Outcomes (#/83)

2014 ¹	2015 ²	2016 ³	2017 ⁴	2018 ⁵
44	50	37	30	30

c. Kids Count (#/83)

2015 ⁶	2016 ⁷	2017 ⁸	2018 ⁹
39	34	22	28

Tuscola County

1. Hills and Dales General Hospital CHNA (2016)

a. [Link to CHNA](#)

b. Priorities

- i. Health Insurance and Healthcare Costs
- ii. Obesity
- iii. Access
- iv. Abuse and Violence Including Bullying
- v. Mental Health
- vi. Substance Abuse
- vii. Transportation

2. Caro Community Hospital CHNA (2016)

a. [Link to CHNA](#)

b. Priorities

- i. Access to Care
- ii. Specialty Services
- iii. Health Insurance and Healthcare Costs
- iv. Recruitment and Retention

3. County Health Rankings

a. County Health Ranking for Health Factors (#/83)

2014 ¹	2015 ²	2016 ³	2017 ⁴	2018 ⁵
40	36	43	58	48

b. County Health Ranking for Health Outcomes (#/83)

2014 ¹	2015 ²	2016 ³	2017 ⁴	2018 ⁵
38	41	28	40	31

c. Kids Count (#/83)

2015 ⁶	2016 ⁷	2017 ⁸	2018 ⁹
38	28	32	35

Region 7

Clinton County

1. Sparrow Clinton Hospital CHNA (2016)

a. [Link to CHNA](#)

b. Priorities

- i. Access to Primary Healthcare Providers
- ii. Access to Quality Healthcare

- iii. Financial Stability (including poverty, living wage, income inequality, and other economic factors)
- iv. Mental Health (Including stress, depression, access to services, safety)
- v. Chronic Disease (including cardiovascular disease, diabetes, asthma, cancer, multiple chronic illnesses)

2. County Health Rankings

a. County Health Ranking for Health Factors (#/83)

2014 ¹	2015 ²	2016 ³	2017 ⁴	2018 ⁵
3	3	4	5	4

b. County Health Ranking for Health Outcomes (#/83)

2014 ¹	2015 ²	2016 ³	2017 ⁴	2018 ⁵
3	6	4	2	5

c. Kids Count (#/83)

2015 ⁶	2016 ⁷	2017 ⁸	2018 ⁹
3	3	2	2

Eaton County

1. Eaton Rapids Medical Center CHNA (2015)

- a. [Link to CHNA](#)
- b. Assessment was a coalition of Clinton, Eaton and Ingham Counties. Supported by Eaton Rapids Medical Center, Hayes Green Beach Memorial Hospital, McLaren Greater Lansing, and Sparrow Health Systems
- c. Priorities
 - i. Access to Primary Healthcare Providers
 - ii. Access to Quality Healthcare
 - iii. Financial Stability (including poverty, living wage, income inequality, and other economic factors)
 - iv. Mental Health (Including stress, depression, access to services, safety)
 - v. Chronic Disease (including cardiovascular disease, diabetes, asthma, cancer, multiple chronic illnesses)

2. Hayes Green Beach Memorial Hospital CHNA (2016)

- a. [Link to CHNA \(Tri County\)](#)
- b. [Link to CHNA \(HGB\)](#)
- c. Tri-County assessment was a coalition of Clinton, Eaton and Ingham Counties. Supported by Eaton Rapids Medical Center, Hayes Green Beach Memorial Hospital, McLaren Greater Lansing, and Sparrow Health Systems
- d. HGB assessment is based upon the tri-county assessment
- e. Priorities
 - i. Access to Primary Healthcare Providers
 - ii. Access to Quality Healthcare
 - iii. Financial Stability (including poverty, living wage, income inequality, and other economic factors)

- iv. Mental Health (Including stress, depression, access to services, safety)
- v. Chronic Disease (including cardiovascular disease, diabetes, asthma, cancer, multiple chronic illnesses)

3. County Health Rankings

a. County Health Ranking for Health Factors (#/83)

2014 ¹	2015 ²	2016 ³	2017 ⁴	2018 ⁵
12	13	15	15	16

b. County Health Ranking for Health Outcomes (#/83)

2014 ¹	2015 ²	2016 ³	2017 ⁴	2018 ⁵
14	19	18	16	21

c. Kids Count (#/83)

2015 ⁶	2016 ⁷	2017 ⁸	2018 ⁹
17	22	21	21

Region 8

Branch County

1. County Health Center of Branch County CHNA (2014)

a. [Link to CHNA](#)

b. Priorities

- i. Addiction (Smoking, drugs, alcohol)
- ii. Unwed and teen mothers
- iii. Suicide Prevention
- iv. Parenting skills and Family Planning Services
- v. Obesity
- vi. Senior Citizen Adult Day Care
- vii. Childhood Mental Health Programs
- viii. Health Literacy and prevention Education

2. County Health Rankings

a. County Health Ranking for Health Factors (#/83)

2014 ¹	2015 ²	2016 ³	2017 ⁴	2018 ⁵
38	41	64	56	54

b. County Health Ranking for Health Outcomes (#/83)

2014 ¹	2015 ²	2016 ³	2017 ⁴	2018 ⁵
40	55	51	54	40

c. Kids Count (#/83)

2015 ⁶	2016 ⁷	2017 ⁸	2018 ⁹
58	52	57	53

Cass County

1. Borgess-Lee Memorial Hospital CHNA (2015)
 - a. [Link to CHNA](#)
 - b. Priorities
 - i. Access to Primary Care
 - ii. Access to mental Health Providers
 - iii. Diabetes
 - iv. Community Wellness/Health Education

2. County Health Rankings

- a. County Health Ranking for Health Factors (#/83)

2014 ¹	2015 ²	2016 ³	2017 ⁴	2018 ⁵
59	64	46	41	34

- b. County Health Ranking for Health Outcomes (#/83)

2014 ¹	2015 ²	2016 ³	2017 ⁴	2018 ⁵
42	44	36	36	46

- c. Kids Count (#/83)

2015 ⁶	2016 ⁷	2017 ⁸	2018 ⁹
48	55	64	48

St. Joseph County

1. Sturgis Hospital CHNA (2016)
 - a. [Link to CHNA](#)
 - b. CHNA was developed by Quorum Health Resources and surveyed well-respected individuals within the community to determine the priority health needs
 - c. Priorities
 - i. Obesity/Physical Activity
 - ii. Mental Health/Suicide
 - iii. Physician Services
 - iv. Education/Prevention
 - v. Diabetes
2. Three Rivers Health CHNA (2016)
 - a. [Link to CHNA](#)
 - b. CHNA was developed with a partnership with Quorum Health Resources
 - c. Priorities
 - i. Obesity/Physical Inactivity
 - ii. Mental Health/Suicide
 - iii. Physician Services
 - iv. Education/Prevention
 - v. Diabetes
3. County Health Rankings
 - a. County Health Ranking for Health Factors (#/83)

2014 ¹	2015 ²	2016 ³	2017 ⁴	2018 ⁵
60	49	69	61	59

b. County Health Ranking for Health Outcomes (#/83)

2014 ¹	2015 ²	2016 ³	2017 ⁴	2018 ⁵
59	49	59	63	59

c. Kids Count (#/83)

2015 ⁶	2016 ⁷	2017 ⁸	2018 ⁹
64	68	75	69

Van Buren County

1. Bronson Lakeview Hospital CHNA (2016)

a. [Link to CHNA](#)

b. Priorities

- i. Access to care
- ii. Addiction (Smoking, alcohol, prescription and illegal drugs)
- iii. Chronic disease management
- iv. Connection to community
- v. Health education and literacy
- vi. Mental health treatment and support
- vii. Obesity
- viii. Poverty
- ix. Safety (safe neighborhoods, bullying, violence)
- x. Sexual health

2. Bronson South Haven Health System CHNA (2015)

a. [Link to CHNA](#)

b. Note- Link to view the CHNA pulled up the action plan and not the CHNA. Priorities were directly taken from the action plan

c. Priorities

- i. Access to Care/Resources
- ii. Transportation
- iii. Mental Health
- iv. Obesity

3. County Health Rankings

a. County Health Ranking for Health Factors (#/83)

2014 ¹	2015 ²	2016 ³	2017 ⁴	2018 ⁵
55	56	74	65	67

b. County Health Ranking for Health Outcomes (#/83)

2014 ¹	2015 ²	2016 ³	2017 ⁴	2018 ⁵
55	51	60	61	49

c. Kids Count (#/83)

2015 ⁶	2016 ⁷	2017 ⁸	2018 ⁹
43	53	54	55

Region 9

Hillsdale County

1. Hillsdale County Health Center CHNA (2016)

a. [Link to CHNA](#)

b. Priorities (based upon community respondents)

- i. Substance Abuse Youth
- ii. Substance Abuse Adults
- iii. Abuse of Prescriptions
- iv. Employment Opportunities
- v. Affordable Health Care

2. County Health Rankings

a. County Health Ranking for Health Factors (#/83)

2014 ¹	2015 ²	2016 ³	2017 ⁴	2018 ⁵
50	65	63	49	47

b. County Health Ranking for Health Outcomes (#/83)

2014 ¹	2015 ²	2016 ³	2017 ⁴	2018 ⁵
34	30	27	27	33

c. Kids Count (#/83)

2015 ⁶	2016 ⁷	2017 ⁸	2018 ⁹
68	67	62	66

Lenawee County

1. Bixby Community Hospital CHNA (2016)

a. [Link to CHNA](#)

b. Assessment includes Bixby and Herrick Medical Centers

c. Priorities (Community wide)

- i. Healthy Nutrition and Physical Activity
- ii. Emotional Health and Well-being

d. Priorities (Hospital specific)

- i. Cancer
- ii. Chronic Disease Prevention

2. Herrick Memorial Medical Center CHNA (2016)

a. [Link to CHNA](#)

b. Assessment includes Bixby and Herrick Medical Centers

c. Priorities (Community wide)

- i. Healthy Nutrition and Physical Activity
- ii. Emotional Health and Well-being

- d. Priorities (Hospital specific)
 - i. Substance Abuse
 - ii. Nutrition/Hunger

3. County Health Rankings

- a. County Health Ranking for Health Factors (#/83)

2014 ¹	2015 ²	2016 ³	2017 ⁴	2018 ⁵
21	23	25	26	28

- b. County Health Ranking for Health Outcomes (#/83)

2014 ¹	2015 ²	2016 ³	2017 ⁴	2018 ⁵
21	24	23	48	45

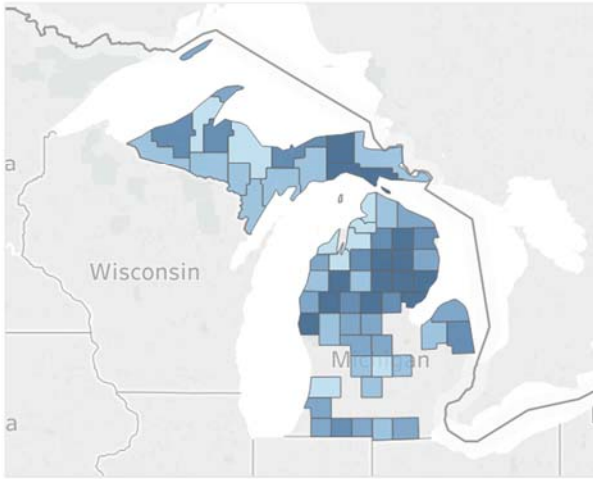
- c. Kids Count (#/83)

2015 ⁶	2016 ⁷	2017 ⁸	2018 ⁹
15	21	20	24

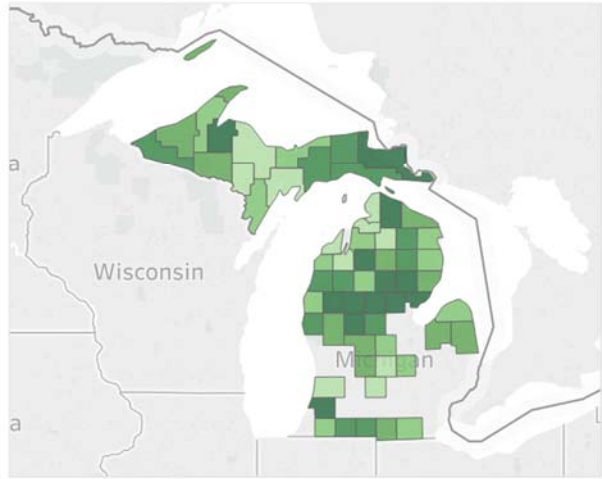
Infographics

Interactive infographics and trend analysis are available via the following link-
[Tableau Public Profile](#)

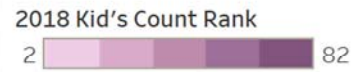
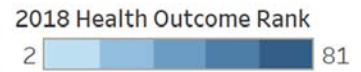
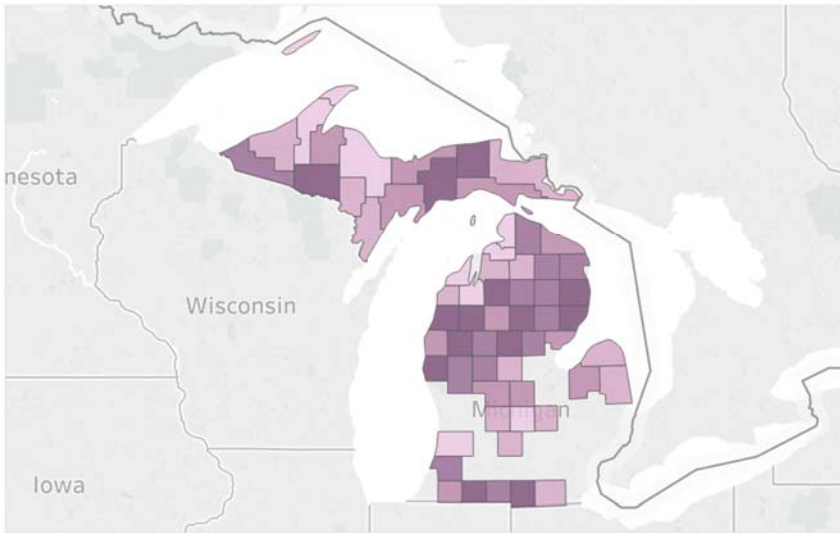
2018 County Health Outcome Rankings



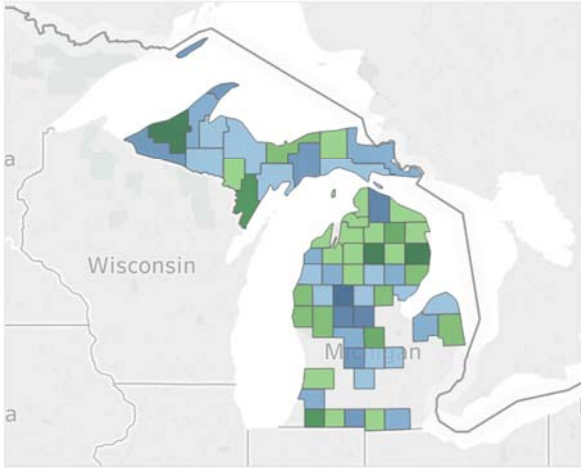
2018 County Health Factor Rankings



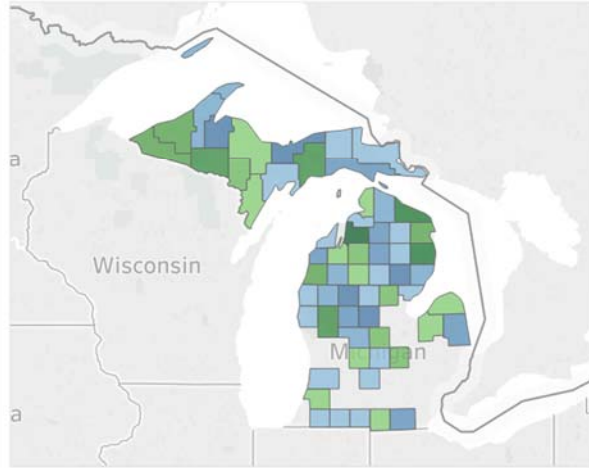
2018 Kid's Count Ranking



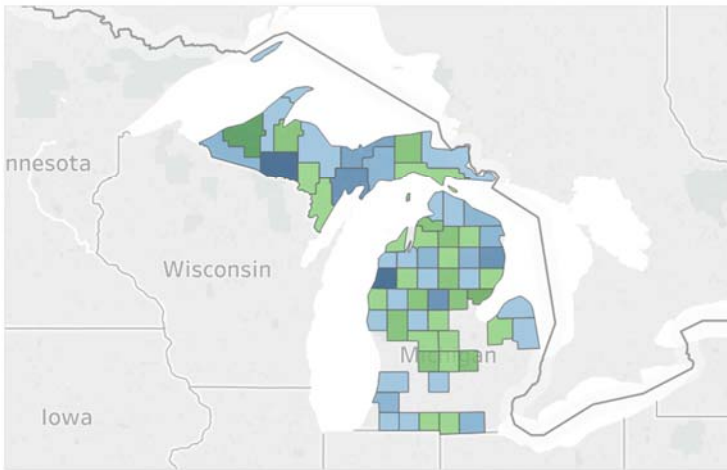
Difference in County Health Factor Ranking 2014-2018



Difference in County Health Outcomes Ranking 2014-2018



Difference in Kid's Count Ranking 2015-2018



Health Factor Difference 2014-2018
-34.00 34.00

Health Outcomes Difference 2014-2018
-51.00 34.00

Kid's Count Difference 2015-2018
-30.67 46.00

References

- 1 - University of Wisconsin Population Health Institute (2014). County Health Rankings: Michigan 2014
- 2 - University of Wisconsin Population Health Institute (2015). County Health Rankings: Michigan 2015
- 3 - University of Wisconsin Population Health Institute (2016). County Health Rankings: Michigan 2016
- 4 - University of Wisconsin Population Health Institute (2017). County Health Rankings: Michigan 2017
- 5 - University of Wisconsin Population Health Institute (2014). County Health Rankings: Michigan 2018
- 6 - Michigan League for Public Policy (2015). Kids Count in Michigan Data Book 2015
- 7 - Michigan League for Public Policy (2016). Kids Count in Michigan Data Book 2016
- 8 - Michigan League for Public Policy (2017). Kids Count in Michigan Data Book 2017
- 9 - Michigan League for Public Policy (2017). Kids Count in Michigan Data Book 2018
- 10 - Michigan Department of Technology, Budget, and Management (n.d.). Regional Prosperity Initiative. Empowering Locals to Drive Economic Prosperity.