



HCP/IMM-3 & OP-22 Annual Report Out - 2019 & 2020

MICAH QN

Reporting Periods for Annual Measures

Measure OP-22 is reported annually, with data due May 15 of each year reflecting the prior calendar year. Measure HCP/IMM-3 is also reported annually, with data due May 15 of each year reflecting the prior Flu season (quarter 4 of the previous year through quarter 1 of the current year).

Antibiotic Stewardship is an annually reported measure collected through submission of the NHSN Annual Facility Survey. Hospitals are asked to submit surveys reflective of the previous calendar year by March 1 (e.g., 2020 surveys are submitted by March 1, 2021). New survey data first becomes available with the Quarter 4 reports and are repeated in reports for Quarters 1 and 2 (in our example, Quarter 4 2020, Quarter 1 2021, and Quarter 2 2021). A final run of the data reflecting any updates to the survey or additional hospital submissions will be reflected in Quarter 3 data reports of the following year (in our example, Quarter 3 2021).

Measure Aggregation

State measures aggregate all CAHs in the state and national measures aggregate all CAHs nationwide.

Michigan

State-Level Patient Safety/Inpatient and Outpatient MBQIP Core Measures Report

Quarter 2 - 2020

Generated on 12/03/20

		State Performance by Calendar Year			State Current Year			National Current Year		
Emergency Department – Annual Measure		CY 2017	CY 2018	CY 2019	# CAHs Reporting	CAH Overall Rate	90th Percentile	# CAHs Reporting	CAH Overall Rate	90th Percentile
OP-22	Patient Left Without Being Seen	1%	1%	1%	27	1%	0%	665	1%	0%
	Number of Patients (N)	N=315,454	N=266,575	N=272,330						

		State Reported Adherence Percentage			State Current Flu Season			National Current Flu Season		
NHSN Immunization Measure		4Q17 - 1Q18	4Q18 - 1Q19	4Q19 - 1Q20	# CAHs Reporting	CAH Overall Rate	90th Percentile	# CAHs Reporting	CAH Overall Rate	90th Percentile
HCP/IMM-3	Healthcare Provider Influenza Vaccination	91%	92%	94%	27	94%	99%	718	92%	99%

“N/A” indicates that no CAHs in the state submitted data for this measure.

Michigan

State-Level Patient Safety/Inpatient and Outpatient MBQIP Core Measures Report Quarter 1 - 2021

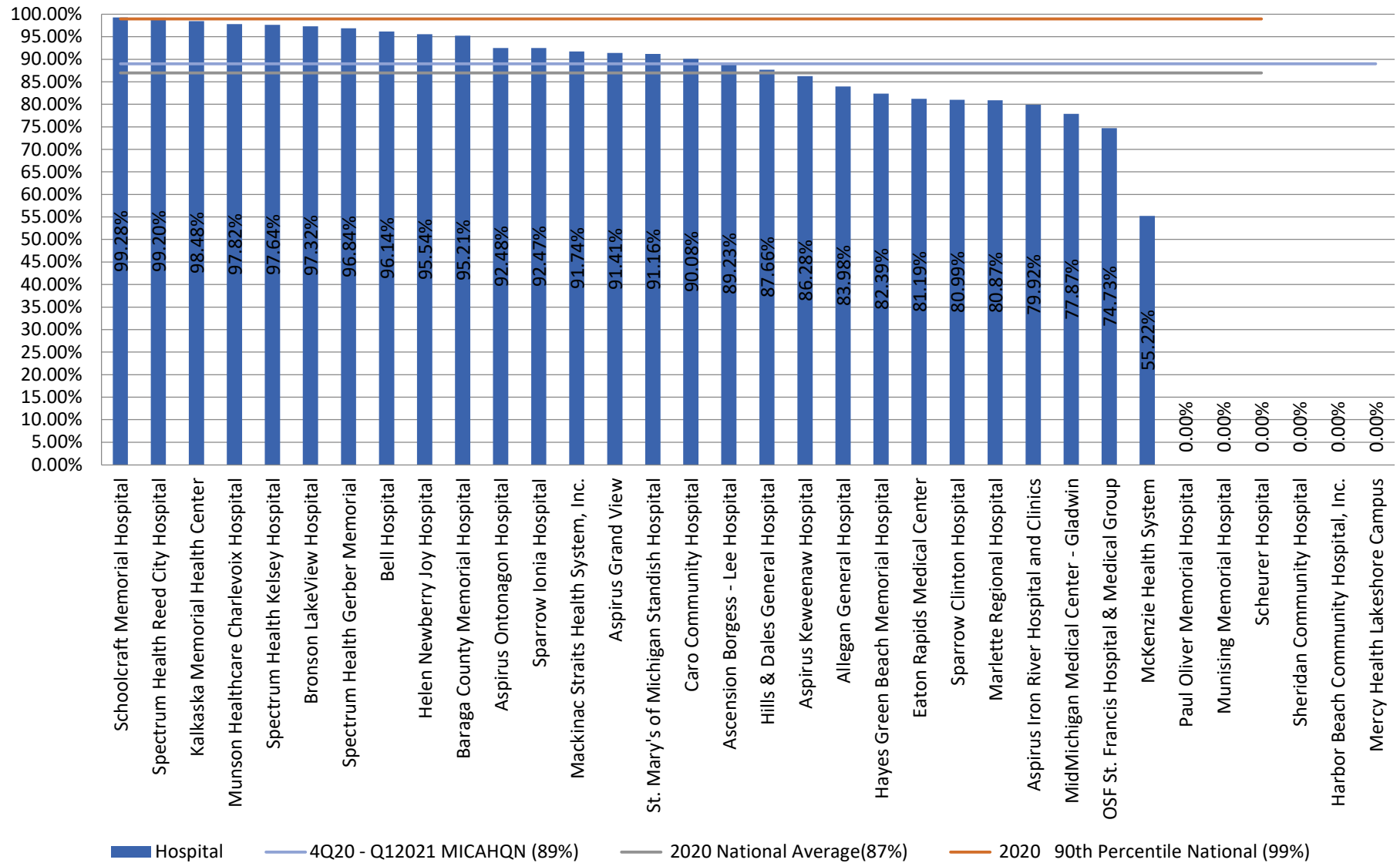
Generated on 10/19/21

		State Performance by Calendar Year			State Current Year			National Current Year		
Emergency Department – Annual Measure		CY 2018	CY 2019	CY 2020	# CAHs Reporting	CAH Overall Rate	90th Percentile	# CAHs Reporting	CAH Overall Rate	90th Percentile
OP-22	Patient Left Without Being Seen Number of Patients (N)	1% N=256,801	1% N=262,708	1% N=207,891	26	1%	0%	788	1%	0%

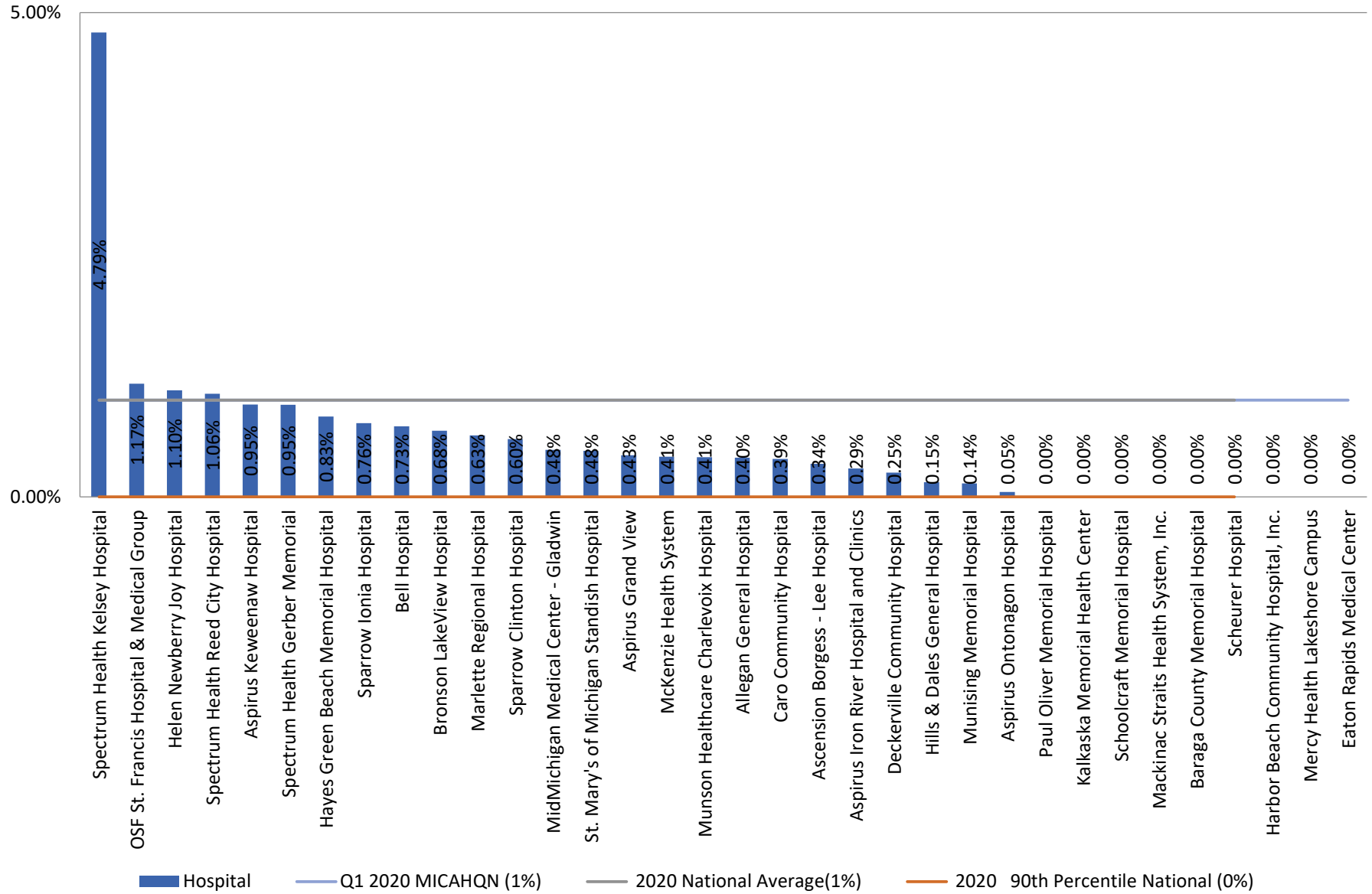
		State Reported Adherence Percentage			State Current Flu Season			National Current Flu Season		
NHSN Immunization Measure		4Q18 - 1Q19	4Q19 - 1Q20	4Q20 - 1Q21	# CAHs Reporting	CAH Overall Rate	90th Percentile	# CAHs Reporting	CAH Overall Rate	90th Percentile
HCP/IMM-3	Healthcare Provider Influenza Vaccination	92%	94%	89%	28	89%	98%	903	87%	99%

“N/A” indicates that no CAHs in the state submitted data for this measure.

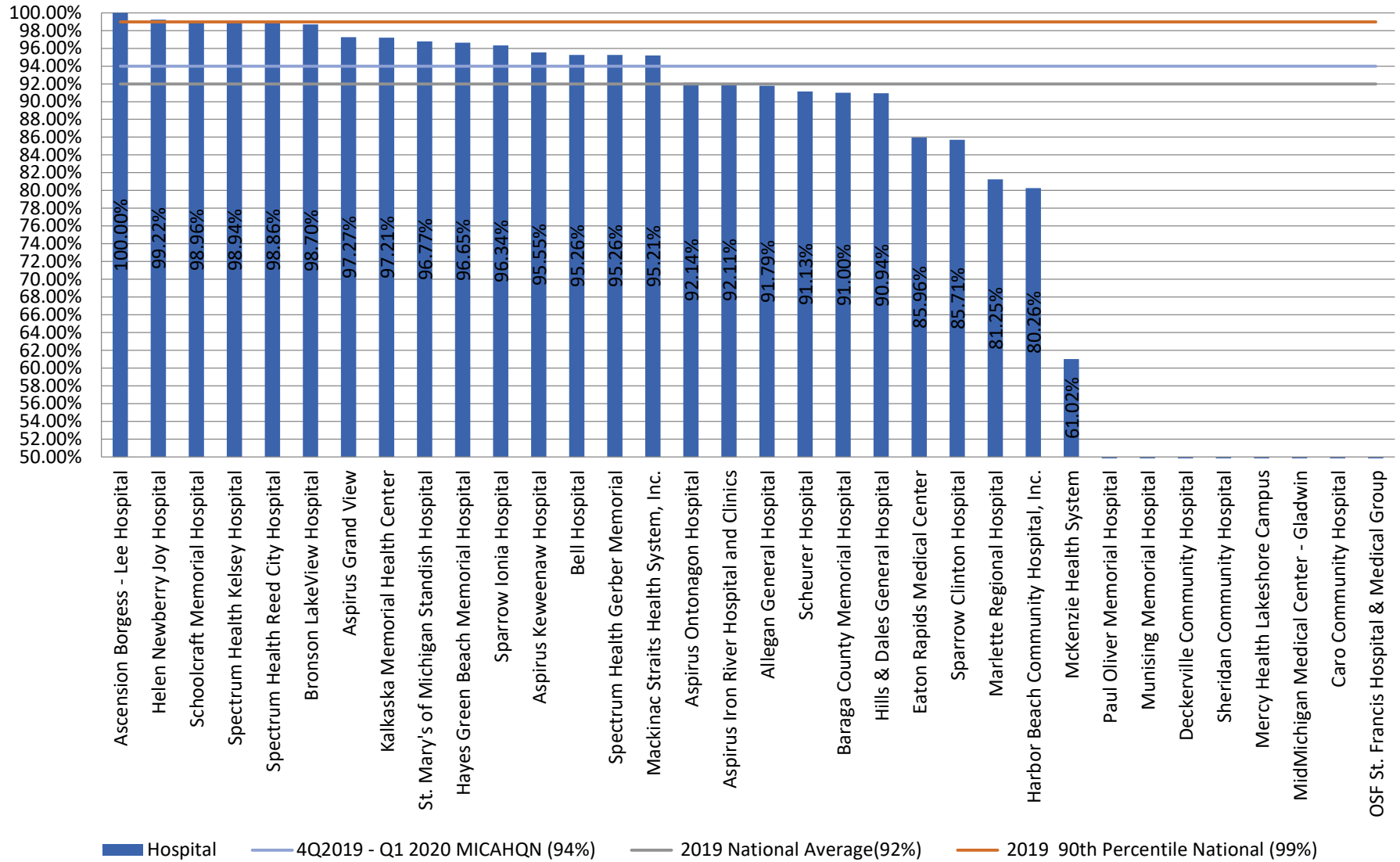
HCP/IMM-3 Healthcare Provider Influenza Vaccination - 2020



OP-22 Patient Left Without Being Seen - 2020



HCP/IMM-3 Healthcare Provider Influenza Vaccination - 2019



OP-22 Patient Left Without Being Seen -2019

