

Michigan Critical Access Hospital Quality Network

NOVEMBER 11, 2021

MICAH QN

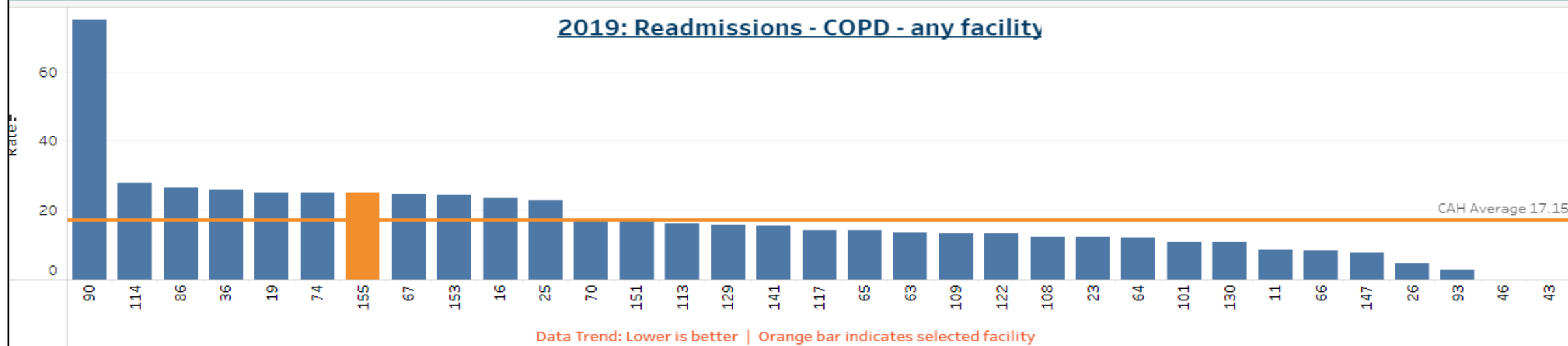
Strategy Group #3

PROMOTING EFFECTIVE COMMUNICATION AND COORDINATION OF
CARE

Critical Access Hospital Comparison



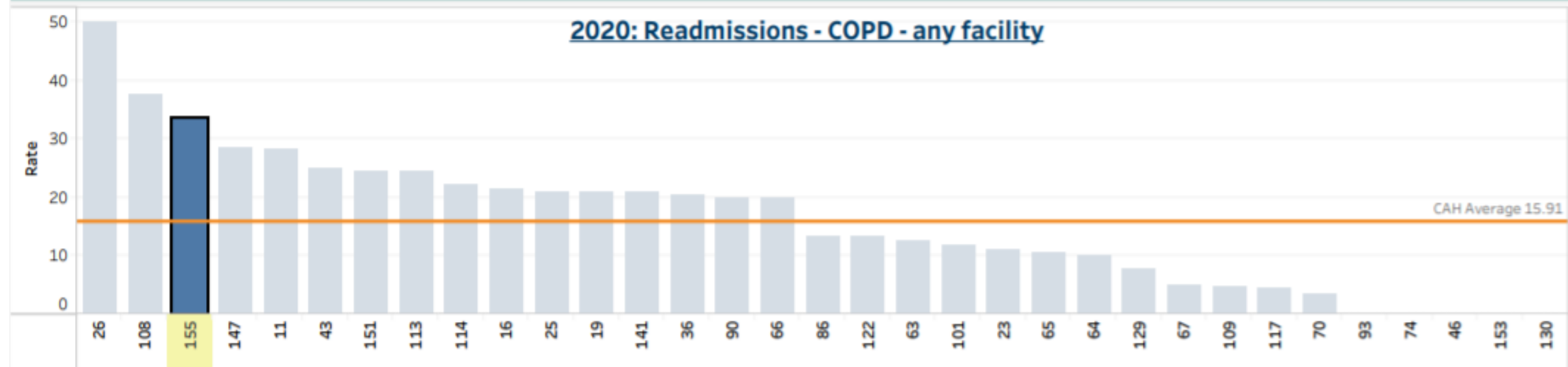
2019: Readmissions - COPD - any facility



Critical Access Hospital Comparison



2020: Readmissions - COPD - any facility



Goal Setting

Baseline: 2019 CAH average 17.1%

2019

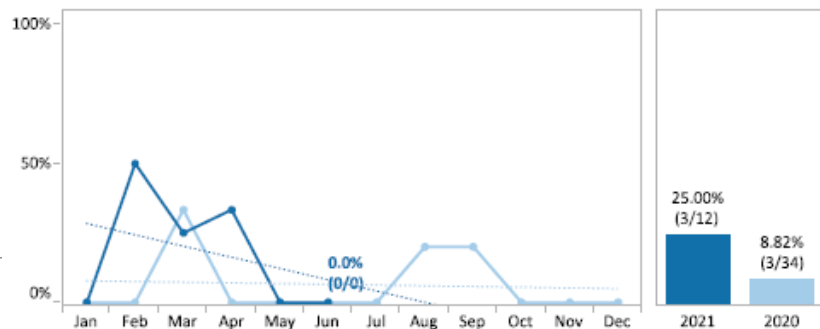
31 Dec. 2021

Goal: Reduce COPD Readmissions (any facility) by 20% (13.6%)
on claims December 31, 2021 (reported March 2022)

COPD Scorecard - June 2021: AIWH

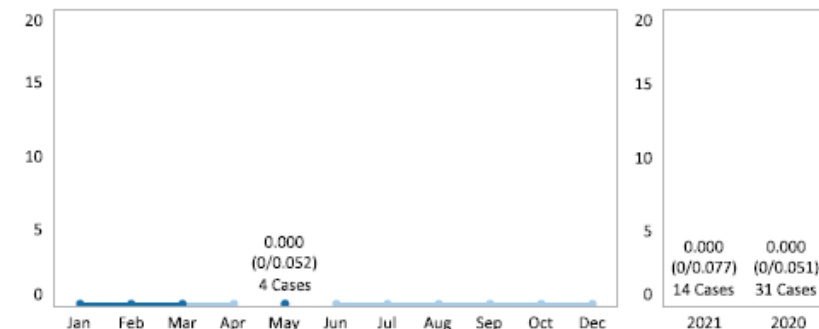
2021 2020

30-Day COPD Readmissions (rate, lower is better)



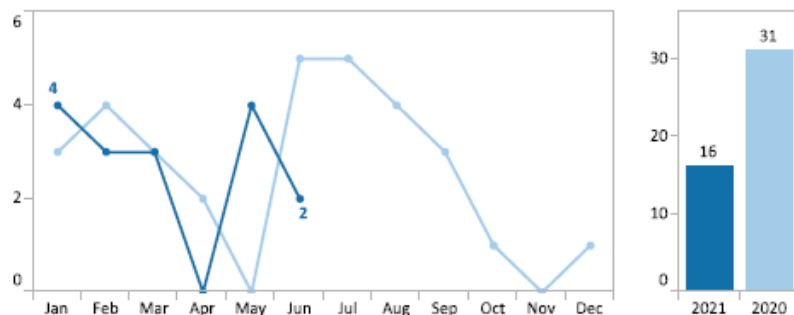
There is a 2-month delay in 30-day readmission reporting; e.g. October data represents August index stays. Dotted lines indicates trends.

COPD Mortality Index

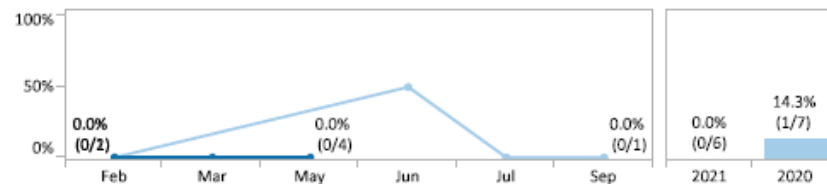


Mortality Index = Deaths (obs)/Deaths (exp); target <=1. There is a 1-month delay in data.

COPD Inpatient Volume (cases)

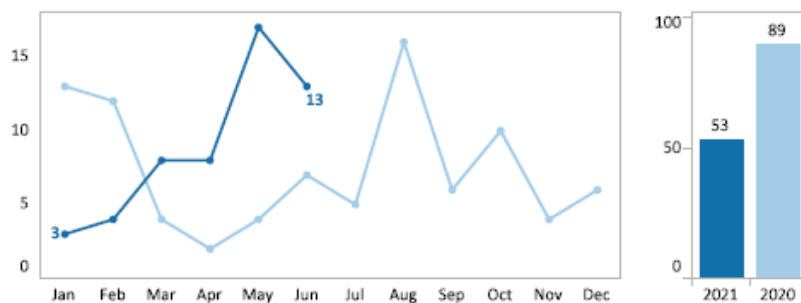


COPD Patients w/PAC Referrals Readmitted in 30 days



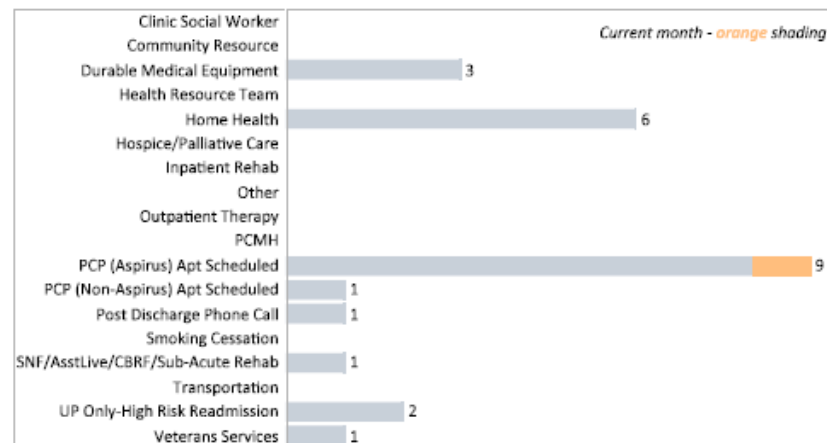
COPD Patients w/PAC referrals are reported in the month of the index stay.

COPD ED Visits

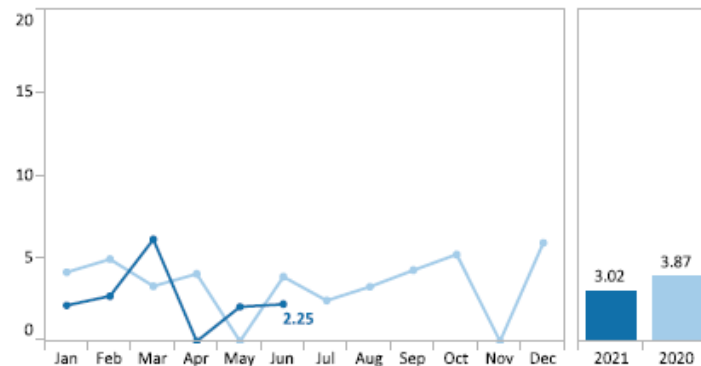


ED visits include COPD patients who were seen in the ED but not admitted to inpatient as a result of the encounter.

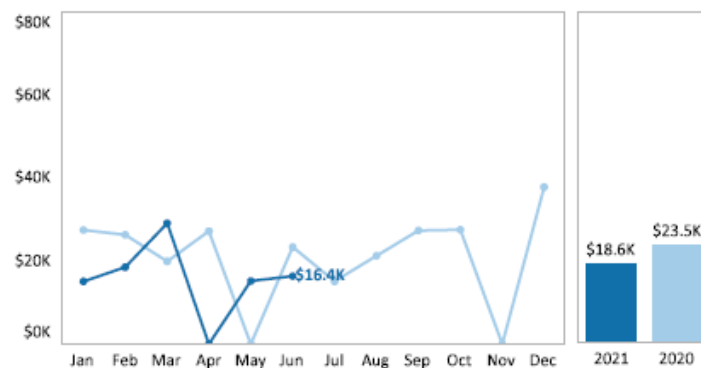
COPD Inpatients by Referral Intervention - CY21TD (cases)



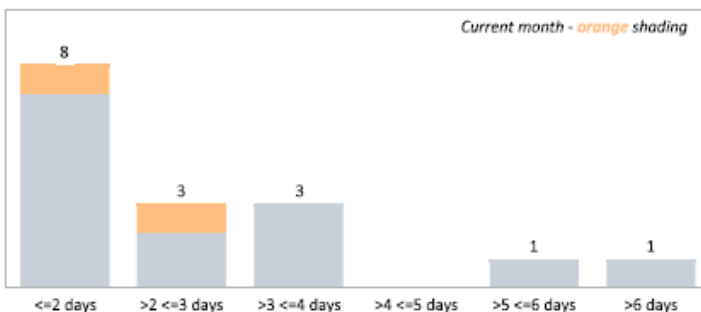
COPD Inpatient Avg LOS (days)



COPD Inpatient Avg Charges (\$K)



COPD Inpatient LOS - CY21TD (distribution by days)



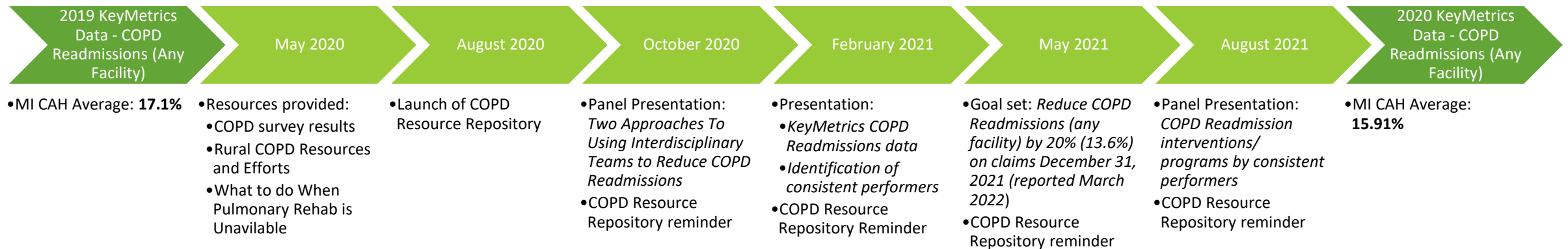
COPD Inpatient Avg LOS (days) and Charges (\$K) by DRG - CY21TD

DRG	DRG Description	2021 Avg LOS (days)	2020 Avg LOS (days)	2021 Avg Charges (\$K)	2020 Avg Charges (\$K)
189	PULMONARY EDEMA AND RESPIRATORY FAILURE	3.04	3.6	\$20.4K	-
190	CHRONIC OBSTRUCTIVE PULMONARY DISEASE WITH MCC	2.87	3.6	\$17.4K	-
191	CHRONIC OBSTRUCTIVE PULMONARY DISEASE WITH CC	2.00	3.0	\$12.3K	-
192	CHRONIC OBSTRUCTIVE PULMONARY DISEASE WITHOUT CC/MCC	4.23	2.4	\$24.8K	-

Numbers in green show geometric mean LOS for the DRG.

Strategy Group #3: Promoting Effective Communication and Coordination of Care

Progress Update



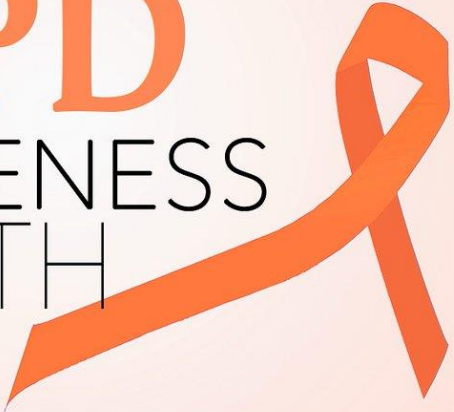
Strategy Group #3: Promoting Effective Communication and Coordination of Care

Progress Update

- August 2021 – [panel presentation: COPD Readmissions by consistent performers](#), [resource repository](#) reminder
 - May 2021 – presented goal to MICAHA QN (*Goal: Reduce COPD Readmissions (any facility) by 20% (13.6%) on claims December 31, 2021 (reported March 2022)*), [resource repository](#) reminder
 - February 2021 – presented [KeyMetrics information and consistent performers](#), [resource repository](#) reminder
 - October 2020 – [panel presentation: Two Approaches To Using Interdisciplinary Teams to Reduce COPD Readmissions](#), [resource repository](#) reminder
 - August 2020 – [launch of COPD resource repository](#)
 - May 2020 – COPD survey results, [Rural COPD Resources and Efforts](#) and [What to do When Pulmonary Rehab is Unavailable](#) resources shared
-
- 2019 KeyMetrics Data - COPD Readmissions (Any Facility) – MI CAH Average: 17.1%
 - 2020 KeyMetrics Data - COPD Readmissions (Any Facility) – MI CAH Average: 15.91%

Full document can be found on MCRH website with all MICAHA QN Meeting Materials

November is
COPD
AWARENESS
MONTH



Reminders

- **Resources**
 - Don't forget to check out the [COPD Resource Repository](#), compiled by Strategy Group #3!
- **Meeting Date/Time**
 - Third Thursday of each month at 2pm EST
 - Reach out to Sara (wriqh454@msu.edu) if you'd like to join the Strategy Group!

