

A3 -  
 STRATEGIC PRIORITY/AREA: \_\_\_\_\_ Date: \_\_\_\_\_  
 OBJECTIVE: \_\_\_\_\_  
 FOCUS/GOAL: \_\_\_\_\_ Version: \_\_\_\_\_

| Overview | Goal (DEFINED) | GOAL # | TARGET # | Actual # | Rating | Comments |
|----------|----------------|--------|----------|----------|--------|----------|
|          | A.             |        |          |          |        |          |
|          | B.             |        |          |          |        |          |
|          | C.             |        |          |          |        |          |
|          | D.             |        |          |          |        |          |
|          | E.             |        |          |          |        |          |
|          | F.             |        |          |          |        |          |

| Goal | Measure | Tactics | Status       |        |       |                                   | Comments                                    |
|------|---------|---------|--------------|--------|-------|-----------------------------------|---|
|      |         |         | Target Cond. | Actual | TREND | YEAR END Prediction (DATE GREEN?) |   |
| A.   |         |         |              |        |       |                                   | NEXT STEPS/LEARNINGS:<br>ASSISTANCE NEEDED? |
| B.   |         |         |              |        |       |                                   | NEXT STEPS/LEARNINGS:<br>ASSISTANCE NEEDED? |
| C.   |         |         |              |        |       |                                   | NEXT STEPS/LEARNINGS:<br>ASSISTANCE NEEDED? |
| D.   |         |         |              |        |       |                                   | NEXT STEPS/LEARNINGS:<br>ASSISTANCE NEEDED? |
| E.   |         |         |              |        |       |                                   | NEXT STEPS/LEARNINGS:<br>ASSISTANCE NEEDED? |
| F.   |         |         |              |        |       |                                   | NEXT STEPS/LEARNINGS:<br>ASSISTANCE NEEDED? |

**Your Organization Here**  
**'Measure' Gate Chart**

Dept /Service Line  
 Opportunity / Metric

|                                 |
|---------------------------------|
| Department / Service Line Name  |
| Metric you are trying to impact |

Target Condition

|                    |                        |
|--------------------|------------------------|
| Target (Step Goal) |                        |
| Actual             | Actual at time of dev. |

Report Writer:

|                                      |
|--------------------------------------|
| Who dev?                             |
| Last Updated: Date at time of report |

| Countermeasures                                      | % IMPACT | Responsible                     | Start Date | Due Date      | Complete      | Yokaten | Highlight % Completed |        |    |    |    |     |  |  |  |
|--|----------|---------------------------------|------------|---------------|---------------|---------|-----------------------|--------|----|----|----|-----|--|--|--|
|  |          |                                 | Start Date | Proj end date | When complete |         | Spread                | STATUS | 25 | 50 | 75 | 100 |  |  |  |
| A Improvement measure the team is going to undertake |          | Person responsible for the work |            |               |               |         |                       |        |    |    |    |     |  |  |  |
| B  |          |                                 |            |               |               |         |                       |        |    |    |    |     |  |  |  |
| C  |          |                                 |            |               |               |         |                       |        |    |    |    |     |  |  |  |
| D  |          |                                 |            |               |               |         |                       |        |    |    |    |     |  |  |  |
| E  |          |                                 |            |               |               |         |                       |        |    |    |    |     |  |  |  |

| 2016  |     |     |     |     |     |     |     |     |     |     |     |     |
|---|-----|-----|-----|-----|-----|-----|-----|-----|-----|-----|-----|-----|
|   | JUL | AUG | SEP | OCT | NOV | DEC | JAN | FEB | MAR | APR | MAY | JUN |
| Target Condition - (PREDICTED)                        |     |     |     |     |     |     |     |     |     |     |     |     |
| Goal - (GOAL)   |     |     |     |     |     |     |     |     |     |     |     |     |
| Actual - (CURRENT)                                    |     |     |     |     |     |     |     |     |     |     |     |     |
| Monthly Prod/Amount                                   |     |     |     |     |     |     |     |     |     |     |     |     |
| Countermeasures, Actions & Activities (100% Complete) |     |     |     |     |     |     |     |     |     |     |     |     |

Put the letter of the Countermeasure that is completed in the correct quarter




Chart title:


Month and Year: \_\_\_\_\_

Contact Person: \_\_\_\_\_

Department / Area: \_\_\_\_\_

Frequency (check one):  Shift (how many?)  1  2\*  3\*

Measure



1 2 3 4 5 6 7 8 9 10 11 12 13 14 15 16 17 18 19 20 21 22 23 24 25 26 27 28 29 30 31

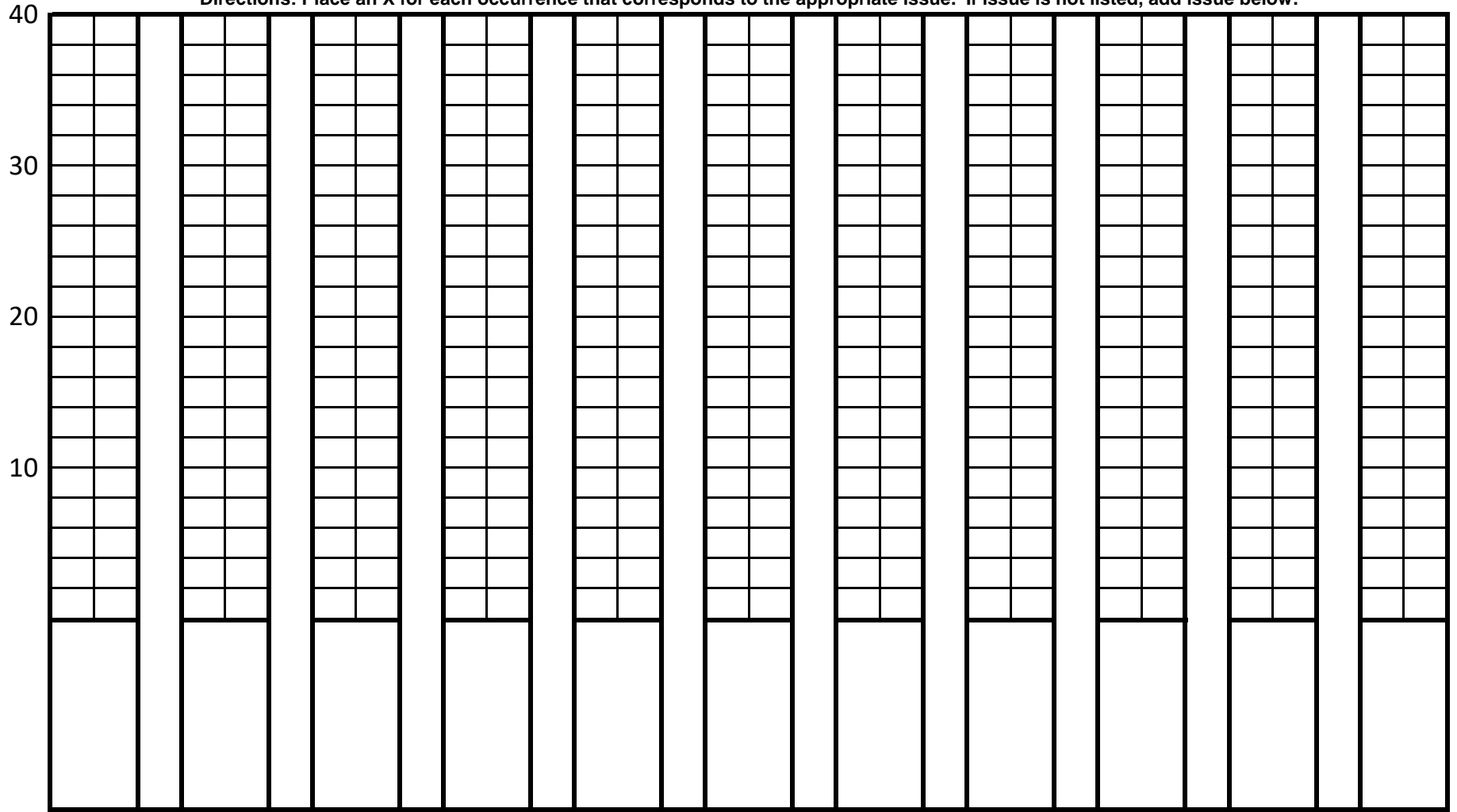
**Day of Month**

Plot points on horizontal grid lines. Connect points each day

# Pareto Chart

Month: \_\_\_\_\_

Directions: Place an X for each occurrence that corresponds to the appropriate issue. If issue is not listed, add issue below.



Root Cause of Issue

